

### Network Drainage

**Description:** UPVC pipes for drainage systems for water and conveyance of other fluids at low pressure.  
UPVC pipes for sewerage systems and building installations.

**Range:** Metric series from Ø 50 up to Ø 400mm,

**Pressure Rating:** UPVC drainage pipes are available with a pressure rating of 4 bar at 20°C.


**Joining methods:** Pipes can be joined with straight socket and glue or with rubber ring socket.

**Pipes lengths:** Straight lengths of 3, 4 and 6m,

**Color:** Color coding on pipes and fittings  
Drainage Pipes: Grey  
Sewerage: Red - Brown

**Materials:** Unplasticized Polyvinyl Chloride (UPVC),

Drainage and sewerage pipes are not suitable for long exposure to sunlight (UV) but give excellent chemical resistance.



### No. 880 (EN 12200)

Drainage Pipes



Nominal Size mm	Code	Thickness mm	Weight Kg/met.	Price /6 met.
<b>4 meters</b>				
50	880 00 050 4	1,5 - 1,8		
56	880 00 056 4	1,5 - 1,8		
63	880 00 063 4	1,5 - 1,8		
75	880 00 075 4	1,5 - 1,8		
90	880 00 090 4	1,8		
110	880 00 110 4	2,2		
<b>6 meters</b>				
50	880 00 050 6	1,5 - 1,8		
56	880 00 056 6	1,5 - 1,8		
63	880 00 063 6	1,5 - 1,8		
75	880 00 075 6	1,5 - 1,8		
90	880 00 090 6	1,8		
110	880 00 110 6	2,2		

### No. 890 (DIN 8061-8062)

Drainage Pipes PN4  
(SDR 51)



Nominal Size mm	Code	Thickness mm	Weight Kg/met.	Price /6 met.
<b>4 meters</b>				
125	890 40 125 4	2,2	1,48	
160	890 40 160 4	3,2	2,17	
<b>6 meters</b>				
125	890 60 125 6			
160	890 60 160 6			
180	890 60 180 6			
200	890 60 200 6			
225	890 60 225 6			
250	890 60 250 6			
315	890 60 315 6			
400	890 60 250 6			

### No. 981

Pipes for AC Drain



Nominal Size mm	Code	Thickness mm	Weight Kg/met.	Price /6 met.
<b>4 meters</b>				
20	981 60 020 4	1,5	0,13	
25	981 60 025 4	1,9	0,21	
32	981 60 032 4	1,9	0,27	


### No. 812



Coupling

Code	Size mm	Packing Pieces		
812 050 050	50			
612 0 050 050	50 x 50	250		
812 063 063	63			
812 075 075	75			
612 0 110 110	110	80	Olive Grey	
812 125 125	125			
812 160 160	160			
812 200 200	200			
812 250 250	250			
812 315 315	315			

### No. 812



Bushing

Code	Size mm x mm	Packing Pieces		
812 075 063	75 x 63			
812 110 075	110 x 75			
812 125 110	125 x 110			
812 160 110	160 x 110			
812 160 125	160 x 125			
812 200 160	200 x 160			
812 250 200	250 x 200			
812 315 250	315 x 250			

## Drainage Fittings

### No. 814



### Elbow 90°

Code	Size	Packing			
	mm	Pieces			
814 050 050	50				
614 0 050 050	50	100	Olive Grey		
814 063 063	63				
814 075 075	75				
614 0 110 110	110	28	Olive Grey		
814 125 125	125				
814 160 160	160				
814 200 200	200				
814 250 250	250				
814 315 315	315				

### No. 815



### Elbow 45°

Code	Size	Packing			
	mm	Pieces			
815 050 050	50				
615 0 050 050	50	130	Olive Grey		
815 063 063	63				
815 075 075	75				
615 0 110 110	110	40	Olive Grey		
815 125 125	125				
815 160 160	160				
815 200 200	200				
815 250 250	250				
815 315 315	315				

### No. 817



### Tee 90°

Code	Size	Packing			
	mm	Pieces			
817 050 050	50				
617 0 050 050	50	70	Olive Grey		
817 063 063	63				
817 075 075	75				
617 0 110 110	110	17	Olive Grey		
817 125 125	125				
817 160 160	160				
817 200 200	200				
817 250 250	250				
817 315 315	315				

### No. 818



### Tee "Y"

Code	Size	Packing			
	mm	Pieces			
818 050 050	50				
618 0 050 050	50	60	Olive Grey		
818 063 063	63				
818 075 075	75				
618 0 110 110	110	17	Olive Grey		
818 125 125	125				
818 160 160	160				
818 200 200	200				
818 250 250	250				
818 315 315	315				


### No. 813



### Waste Access Cap Solvent

Code	Size	Packing			
	mm	Pieces			
613 0 000 050	50	200	Olive Grey		
813 000 063	63				
813 000 075	75				
613 0 000 110	110	65	Olive Grey		
813 000 125	125				
813 000 160	160				
813 000 200	200				
813 000 250	250				
813 000 315	315				

### No. 819



### Ventilation Grill

Code	Size	Packing			
	mm	Pieces			
819 000 056	56				
819 000 063	63				
819 000 075	75				

### No. 79

EN 1401-1

(Suspesedes BS4660 & BS5481)



Nominal Size	Code	Thickness	Weight	Price
Ø x met.		mm	Kg/met.	/6 met.
<b>SN2</b>	<b>SDR: 51</b>			
160 x 6	79 051 160 6	3,2	2,41	
200 x 6	79 051 200 6	3,9	3,62	
250 x 6	79 051 250 6	4,9		
315 x 6	79 051 315 6	6,2	9,02	
400 x 6	79 051 400 6	7,9	14,50	

Nominal Size	Code	Thickness	Weight	Price
Ø x met.		mm	Kg/met.	/6 met.
<b>SN4</b>	<b>SDR: 41</b>			
160 x 6	79 041 160 6	3,9	2,94	
200 x 6	79 041 200 6	4,9	4,57	
250 x 6	79 041 250 6	6,2	7,12	
315 x 6	79 041 315 6	7,5	11,10	
400 x 6	79 041 400 6	9,8	17,80	

Nominal Size	Code	Thickness	Weight	Price
Ø x met.		mm	Kg/met.	/6 met.
<b>SN8</b>	<b>SDR: 34</b>			
110 x 6	79 034 110 6	3,2	1,64	
160 x 6	79 034 160 6	4,7	3,44	
200 x 6	79 034 200 6	5,9	5,37	
250 x 6	79 034 250 6	7,3	8,31	
315 x 6	79 034 315 6	9,2	13,20	
400 x 6	79 034 400 6	11,7	21,10	



### No. 712



### Coupling

Code	Size	Packing	Color		
	mm x mm	Pieces			
712 110 110	110 x 110	80			
712 160 110	160 x 110	24			
712 160 160	160 x 160	24			
712 200 160	200 x 160	12			
712 200 200	200 x 200	12			
712 250 250	250 x 250	1			
712 315 315	315 x 315	8			
712 400 400	400 x 400	1			

### No. 712A



### Coupling Straight without STOP

Code	Size	Packing	Color		
	mm	Pieces			
712A 700 110	110	48			

### No. 712B



### Coupling Straight Socket x Spigot

Code	Size	Packing	Color		
	mm	Pieces			
712B 700 110	110	48			

### No. 714



### Bend 15°

Code	Size	Packing	Color		
	mm	Pieces			
714 150 110	110	40			
714 150 160	160	16			
714 150 200	200	10			
714 150 250	250	4			
714 150 315	315	4			

### No. 714



### Bend 30°

Code	Size	Packing	Color		
	mm	Pieces			
714 300 110	110	40			
714 300 160	160	16			
714 300 200	200	10			
714 300 250	250	4			
714 300 315	315	4			

### No. 714



### Bend 45°

Code	Size	Packing	Color		
	mm	Pieces			
714 450 110	110	40			
714 450 160	160	16			
714 450 200	200	10			
714 450 250	250	4			
714 450 315	315	4			

### No. 714



### Bend 92°

Code	Size	Packing	Color		
	mm	Pieces			
714 900 110	110	25			
714 900 160	160	10			
714 900 200	200	8			
714 900 250	250	1			
714 900 315	315	4			

### No. 714



### Bend 92° F & F

Code	Size	Packing	Color		
	mm	Pieces			
714 700 110	110	20			

### No. 715



### Bend 45° F & F

Code	Size	Packing	Color		
	mm	Pieces			
715 700 110	110	34			

### No. 713



### Plug

Code	Size	Packing	Color		
	mm	Pieces			
713 000 110	110	100			
713 000 160	160	80			
713 000 200	200	64			
713 000 250	250	1			
713 000 315	315	10			
713 000 400	400	1			

### No. 155



### Non Return Valve

Code	Size	Packing	Color		
	mm	Pieces			
155 55 51	110				
155 16 91	160				
155 20 91	200				

### No. 717



### Tee 92°

Code	Size	Packing	Color		
	mm x mm	Pieces			
717 110 110	110 x 110	18			
717 160 110	160 x 110	8			
717 160 160	160 x 160	8			
717 200 110	200 x 110	5			
717 200 160	200 x 160	5			
717 200 200	200 x 200	5			
717 250 110	250 x 110	2			
717 250 200	250 x 200	2			
717 250 250	250 x 250	2			
717 315 110	315 x 110	2			
717 315 200	315 x 200	2			
717 315 315	315 x 315	2			
717 400 110	400 x 110	2			

### No. 718



### Tee 45°

Code	Size	Packing	Color		
	mm	Pieces			
718 160 110	110	8			
718 160 160	160	8			
718 200 200	200	5			
718 250 250	250	2			
718 315 315	315	2			

### No. 721



### P-Trap Socket x Spigot

Code	Size	Packing	Color		
	mm	Pieces			
721 700 000	110	10			

### No. 600



### Inspection Chamber Base

Code	Size	Packing	Color		
	mm	Pieces			
600 230 110	230 / 110				
600 450 110	450 / 110				
600 450 160	450 / 160				

### No. 602



### Cover for Chamber Plastic

Code	Size	Packing	Type		
	mm	Pieces			
602 230 000	230		Plastic		
602 450 0CI	450		Cast Iron		
602 450 0PL	450		Plastic		
931 000 600	600 40 TN				

### No. 730



### Sewerage Gasket

Code	Size	Packing	Color		
	mm	Pieces			
730 000 250	250				
730 000 110	110				
730 000 125	125				
730 000 160	160				
730 000 200	200				
730 000 250	250				
730 000 315	315				

### No. 601



### Raising Piece

Code	Size	Packing	Color		
	mm	Pieces			
601 230 000	230				
601 450 000	450				

### No. 199



### PE Film for Construction

Code	Length x Thickness	Packing	Area		
	met. x mm	Pieces	(m <sup>2</sup> /Kg)		
199 080 03A	3 x 0,08		12,0		
199 080 04A	4 x 0,08		12,0		
199 100 03A	3 x 0,10		10,3		
199 100 04A	4 x 0,10		10,3		
199 150 03A	3 x 0,15		7,0		
199 150 04A	4 x 0,15		7,0		
199 200 03A	3 x 0,20		5,3		
199 200 04A	4 x 0,20		5,3		
199 250 03A	3 x 0,25		4,3		
199 250 04A	4 x 0,25		4,3		
199 300 03A	3 x 0,30		3,5		
199 300 04A	4 x 0,30		3,5		

### No. 41



### Profiles

Code	Length	Packing	Type		
	met.	Pieces			
41 A000 002	2,5		30 x 40		
41 A000 004	4,0		30 x 40		
41 A000 006	4,0		60 x 76		
41 T000 001	2,5				
41 T000 002	2,5				
41 T000 003	2,5				
41 T000 03M	3,0				

### No. 20



### Spacer for Construction

Code	Type - Size	Packing	Color		
		Pieces			
20 10 06 016	Spacer Medium				
20 10 08 020	Spacer Large				
20 20 06 020	Bridge				
20 30 08 020	Round 8 - 20				
20 30 08 025	Round 8 - 25				
20 30 08 030	Round 8 - 30				