

International Catalogue 9.1



STREAMING WATER
STREAMING LIFE





Founded in 1969, Elysée was initially dedicated to the cultivation of flowers. This gave the founders firsthand experience and a full understanding of the diversity of irrigation needs. With such knowledge and experience, the natural next step in the business was to start designing and developing irrigation systems. This was a stepping-stone to further expansion, this time into the field of water supply and piping systems.

Elysée currently manufactures and supplies piping and irrigation systems for agricultural, domestic and public use. Based in Cyprus, a key location at the crossroads of three continents, Elysée serves more than 65 destinations in Europe, the Middle East and beyond, reaching all 5 continents

Fit for the Job!

With a flexible organizational structure, Elysée ensures a quick response to customer enquiries, orders and opportunities for collaboration. New products are developed every year and are added to upgraded existing products to create a consistently growing range. Many years of experience in fittings design, manufacture and supply are reflected in new products which respond to customer needs, and in our ability to produce and deliver every order to its destination on schedule.

Quality has always been a major principle of Elysée's operations. But every principle is only as good as its application. Our quality management system is firmly in place, and ensures consistent, high-standard performance throughout the organization. Elysée's commitment to quality in all stages of production, starting from raw materials to sales is proven by our ISO9001 certifications.

We at Elysée realize that from a customer's perspective, the term "quality" covers both the product and the service. Our ever growing customer list reflects our determination to settle for nothing less.

CUSTOMER SERVICE

Enquiries and orders can reach us through our wide network of local agents and sales representatives. In case no local agent is available, we can be contacted through our webpage or by e-mail, fax or telephone.

CONTACT DETAILS

Webpage: www.Elysée.com.cy, E-mail: Elysée@Elysée.com.cy

Telephone: +357 - 22455000, Fax: +357 - 22455055

Streaming Water. Streaming Life.

Our love for water led to Elysée conception. From all the resources in the planet we consider water as the most valuable. Water is a living cycle. It moves, transforms and makes life possible. Our respect for the value of natural resources and our commitment to preserve them has always been Elysée's primary concern.

Elysée has not only been one of the founders and initial members of Green Dot but it is also a conscious recycler. Our company is committed to maintain zero environmental footprint through operation of its production lines. For many years, Elysée has been involved in the management of the potable water's network. Known is our company's contribution to the preservation and management of Cyprus water resources, as it has been a pioneer in introducing advanced irrigation methods

Awards & Recognitions



Elysée operates from Cyprus, a key location at the crossroads of three continents, with a defined export orientation. As a result of this impressive export activity, the company has won important awards until today.

Recently Elysée was honored with the 2016 Special Export Award in recognition of outstanding effort in sales, organization and marketing abroad. This award is a by-product of our efforts to serve our customers both in Cyprus and around the world.



Production Site

The main production site operates on a lean philosophy and a flexible organizational structure. All services are concentrated on the same site to ensure minimum lead times and tailor-made products to suit the needs of diverse markets.

The plant comprises the Fittings Division and the Pipes Division. Combined with Quality Assurance Division they form the productive activities of the company. They are supported by Maintenance and Warehouse & Logistics to bring to life more than 2000 products that form the Elysée range.

Production relies on specialized and dedicated production equipment that represent the latest technology in the sector. Technology and innovation form the distinct role of R&D as well as production process optimization and productivity upgrade.



International Certification



International Certification

DVGW-Baumusterprüfzertifikat
DVGW type examination certificate

Arbeitsgegenstand: Prüfung der Festenormung...
Zertifizierter Hersteller: Ellysée Streamline Ltd.
Vertrieb: Ellysée Streamline Ltd.
Produkt: Horizontal-Luft-Wärmetauscher...
Modell: ELYSÉE P100/117
Produktbeschreibung: Baumusterprüfung...
Prüfungsdatum: 2019.05.09

CERTIFICATE

Certificate granting the right to use the mark OFI CERT with the certificate number **8418**

Compressor fittings with a polypropylene (PP) fitting body for positive water pressure use of PE 80 and PE 100 in DN 15 up to DN 63 in PN 10 and DN 75 up to DN 150 in PN 12.5

ELYSÉE Streamline Ltd.
Pantofylkyas Street 3, Ergasos Industrial Zone, CY-2042 Nicosia

OFI

CERTIFICATE

Certificate granting the right to use the mark OFI CERT with the certificate number **8419**

Compressor fittings with a polypropylene (PP) fitting body for positive water pressure use of PE 80 and PE 100 in DN 15 up to DN 63 in PN 10 and DN 75 up to DN 150 in PN 12.5

ELYSÉE Streamline Ltd.
Pantofylkyas Street 3, Ergasos Industrial Zone, CY-2042 Nicosia

OFI

certif Certificado

Arbeitsgegenstand: AET - 0012018

Hersteller: ELYSÉE STREAMLINE LTD.
Produkt: Horizontal-Luft-Wärmetauscher...
Modell: ELYSÉE P100/117
Prüfungsdatum: 2019.05.09

CERTIFICATE

Certificate granting the right to use the mark OFI CERT with the certificate number **8419**

Plates out of high-density polyethylene (HDPE) for water supply and for treated and above-ground drainage and sewerage and pressure in the following dimensions:

ELYSÉE Streamline Ltd.
Pantofylkyas Street 3, Ergasos Industrial Zone, CY-2042 Nicosia

OFI

certif Certificado

Arbeitsgegenstand: FSP-4320218

Hersteller: ELYSÉE STREAMLINE LTD.
Produkt: Horizontal-Luft-Wärmetauscher...
Modell: ELYSÉE P100/117
Prüfungsdatum: 2019.05.09

certif Certificado

Arbeitsgegenstand: TMF020218

Hersteller: ELYSÉE STREAMLINE LTD.
Produkt: Horizontal-Luft-Wärmetauscher...
Modell: ELYSÉE P100/117
Prüfungsdatum: 2019.05.09

CERTIFICATE

Certificate granting the right to use the mark OFI CERT with the certificate number **8419**

Horizontal-Luft-Wärmetauscher...
ELYSÉE Streamline Ltd.
Pantofylkyas Street 3, Ergasos Industrial Zone, CY-2042 Nicosia

OFI

CYPRUS CERTIFICATION COMPANY (CCC)

CERTIFICATE OF CONFORMITY
Certificate No. CCC/18/002

CCC grants its positive conformity to the customer **ELYSÉE STREAMLINE LTD**

For agricultural applications, it is also provided by the terms of the contract entered between CCC and the company and a valid until **31/03/2020**

CCC 18/002
at the following location:
Pantofylkyas 3, Ergasos Industrial Area, Nicosia, Cyprus

Elysée International Catalogue 2019



Contents

	Pages		Pages
A - Compression Fittings		H - Turf	
Metric Series PN 16	10 - 14	Swivel Fittings - Valve Boxes & etc.	88 - 89
Flange Adaptors - Universal & Global	15	Tap Timers & Battery Controllers - AC	89
Metric Series PN 10	16 - 18	Controllers - Solenoid Valves	
Zeeflex	19	Pop Up (Static, Gear Driven & Impact)	90
Push Fit PN 16	20 - 21	Nozzles for Pop Up	91
Rural PN 10	22 - 24	I - Polyethylene & Soft Hoses	
Conversion SET - Spare Parts - Tools & Accessories	25 - 26	Pe Characteristics & Soft Hoses	94
B - Hydraulic Fittings		Pe Hoses	95
Threaded Fittings	30 - 32	Kerynia Round Driplines	96
Risers	33	Morfou Round PC Driplines	97
Lock Fittings & Spare Parts	34 - 35	Pafos & Pafos Compact Drip Tapes	98 - 99
Accessories	36	Pafos & Pafos Compact Drip Tapes	100
C - Saddles		Small Rolls	
2 Bolts/Nuts	40 - 41	Lay Flat Hoses	100
4 Bolts/Nuts	42 - 45	J - Pressure Pipes & Fittings	
6 Bolts/Nuts & Tools	46 - 47	PERT Pipes	104
D - Light Weight Fittings		PPR Pipes	104
Barbed	50 - 52	Pool Flex Hoses	104
Saftey	53	PVC Pressure Pipes (DIN)	105
Dripline	54 - 55	PVC Pressure Pipes (EN ISO)	106 - 107
Tape - Layflat	56 - 57	Tube Clips	107
Tools & Rubbers	58	PVC Solvent Cement Fittings	108 - 109
E - Valves		PVC Pressure Fittings	110 - 111
PVC Ball Valves	62	PVC Glue & Cleaner	111
PP Ball Valves	63	K - Network Drainage	
Mini Valves (Threaded & Barbed)	64	Drainage Pipes & Fittings	114 - 116
Mini Valves (Safety & Lock)	65	Sewewrage Pipes	116
Mini Valves (Driplines)	66	Sewewrage Fittings	117 - 119
Mini Valves (Tapes) & Garden Valve	67	Construction Materials	119
Brass - Metal - Pressure Regulators - Air valves - etc.	69	L - Cable Applications	
Water Meters & Other accessories	70	Conduits for Cable Applications	122 - 123
F - Filters & Dosers		M - Plastic Pipes & Fittings for Building Industry	
Plastic Screen & Disc Filters	74 - 75	Overflow Solvent Pipes & Fittings	126
Metal Filters - Fertilizer Tanks - etc.	76	Discharge Pipes	127
Venturi Injectors & Spare Cartridges	77	Waste & Soil Fittings	128 - 139
G - Micro Irrigation & Sprinklers		Underground Pipes & Fittings	140 - 141
Drippers - Bubblers & Sprayers	80	Various	
Ledra P.C Emitters & Parts	81	Codes Index	142 - 143
Foggers & Mini-Sprinklers	82 - 83	Notes	144 - 145
Micro Tubes - Mini Fittings & Parts	83 - 84	General Terms & Condition of Supply	146
Metal & Plastic Sprinklers	84	Banks Information	147
Wedges - Hooks & Tools	85		

Compression Fittings

Description: Range of fittings for high-pressure conveyance of water, irrigation, gaseous fuels, compressed air, chemical solutions and slurries

Range:

- Metric series PN 16 Bar: from Ø 16 mm up to Ø 110 mm
- Metric series PN 10 Bar: from Ø 20 mm up to Ø 63 mm
- Push Fit series PN 16 Bar: Ø 20 mm - Ø 25 mm & Ø 32 mm
- Zeeflex Pool hose series: Ø 50 & Ø 63 mm
- Rural series PN 10 Bar: from ¾" to 2"

Pressure Rating: 16 bar at 20°C for fittings from Ø 16 mm up to Ø 63 mm
12,5 bar at 20°C for fittings from Ø 75 mm up to Ø 110 mm

Compression fittings are approved to bear the quality marks of:

Materials:

- Body, Cap & Insert: Polypropylene copolymer PP-B
- Polyvinyl Chloride PVC for Zeeflex series (Pool Hose Fittings)
- Split Ring: Polyacetal
- O-Ring: Elastomeric rubber NBR70
- Elastomeric rubber EPDM for Zeeflex series (Pool Hose Fittings)
- Reinforcing Ring: Stainless Steel

The fittings are approved for use in potable water supply systems

The fittings are suitable for exposure to sunlight (UV) with excellent chemical resistance

Refer to the technical manual for specific data sheets



A Compression Fittings

Metric Series - PN 16



No. 380



Adaptor Male

Code	Size	Packing (Pieces)			
	mm x in	Box	Bag		
380 0016 10 M	16 x 3/8"	750	25		
380 0016 01 M	16 x 1/2"	750	25		
380 0016 02 M	16 x 3/4"	750	25		
380 0020 01 M	20 x 1/2"	500	25		
380 0020 02 M	20 x 3/4"	500	25		
380 0020 03 M	20 x 1"	450	25		
380 0025 01 M	25 x 1/2"	360	20		
380 0025 02 M	25 x 3/4"	320	20		
380 0025 03 M	25 x 1"	320	20		
380 0032 01 M	32 x 1/2"	180	10		
380 0032 02 M	32 x 3/4"	180	10		
380 0032 03 M	32 x 1"	180	10		-
380 0032 04 M	32 x 1 1/4"	180	10		-
380 0032 05 M	32 x 1 1/2"	150	10		
380 0040 03 M	40 x 1"	100			
380 0040 04 M	40 x 1 1/4"	100			-
380 0040 05 M	40 x 1 1/2"	100			-
380 0040 06 M	40 x 2"	100			
380 0050 03 M	50 x 1"	80			
380 0050 04 M	50 x 1 1/4"	80			
380 0050 05 M	50 x 1 1/2"	80			-
380 0050 06 M	50 x 2"	70			-
380 0063 05 M	63 x 1 1/2"	45			
380 0063 06 M	63 x 2"	45			-
380 0063 07 M	63 x 2 1/2"	40			-
380 0075 06 M	75 x 2"	26			
380 0075 07 M	75 x 2 1/2"	26			-
380 0075 08 M	75 x 3"	26			-
380 0090 06 M	90 x 2"	16			
380 0090 07 M	90 x 2 1/2"	16			
380 0090 08 M	90 x 3"	16			
380 0090 09 M	90 x 4"	16			
380 0110 06 M	110 x 2"	8			
380 0110 08 M	110 x 3"	8			
380 0110 09 M	110 x 4"	8			

No. 380A



Adaptor Female

Code	Size	Packing (Pieces)			
	mm x in	Box	Bag		
380A 016 10 M	16 x 3/8"	750	25		
380A 016 01 M	16 x 1/2"	750	25		
380A 016 02 M	16 x 3/4"	750	25		
380A 020 10 M	20 x 3/8"	750	25		
380A 020 01 M	20 x 1/2"	500	25		
380A 020 02 M	20 x 3/4"	500	25		
380A 025 01 M	25 x 1/2"	360	20		
380A 025 02 M	25 x 3/4"	320	20		
380A 025 03 M	25 x 1"	320	20		
380A 032 01 M	32 x 1/2"	180	10		
380A 032 02 M	32 x 3/4"	180	10		
380A 032 03 M	32 x 1"	180	10		-
380A 032 04 M	32 x 1 1/4"	180	10		
380A 032 05 M	32 x 1 1/2"	150	10		
380A 040 03 M	40 x 1"	100			
380A 040 04 M	40 x 1 1/4"	100			-
380A 040 05 M	40 x 1 1/2"	100			
380A 050 04 M	50 x 1 1/4"	80			
380A 050 05 M	50 x 1 1/2"	80			-
380A 050 06 M	50 x 2"	70			
380A 063 05 M	63 x 1 1/2"	45			
380A 063 06 M	63 x 2"	45			-
380A 063 07 M	63 x 2 1/2"	40			
380A 075 06 M	75 x 2"	26			
380A 075 07 M	75 x 2 1/2"	26			-
380A 075 08 M	75 x 3"	26			-
380A 090 07 M	90 x 2"	16			-
380A 090 07 M	90 x 2"	16			-
380A 090 08 M	90 x 3"	16			-
380A 090 09 M	90 x 4"	16			-
380A 110 08 M	110 x 3"	8			-
380A 110 09 M	110 x 4"	8			-

Note: - Available with NPT threads. Contact us for details

• Small box (Half size)



Compression Fittings

A

Metric Series - PN 16

No. 380B



End Plug

Code	Size	Packing (Pieces)	
	mm	Box	Bag
380B 000 16 M	16	900	25
380B 000 20 M	20	500	20
380B 000 25 M	25	340	20
380B 000 32 M	32	220	10
380B 000 40 M	40	125	
380B 000 50 M	50	80	
380B 000 63 M	63	45	
380B 000 75 M	75	26	
380B 000 90 M	90	16	
380B 001 10 M	110	10	

No. 381



Coupling

Code	Size	Packing (Pieces)	
	mm	Box	Bag
381 0160 16 M	16	525	25
381 0200 20 M	20	315	15
381 0250 25 M	25	225	15
381 0320 32 M	32	120	10
381 0400 40 M	40	72	
381 0500 50 M	50	44	
381 0630 63 M	63	30	
381 0750 75 M	75	16	
381 0900 90 M	90	10	
3811 101 10 M	110	5	

No. 381A



Coupling Reducing

Code	Size	Packing (Pieces)	
	mm x mm	Box	Bag
381A 020 16 M	20 x 16	360	20
381A 025 16 M	25 x 16	300	20
381A 025 20 M	25 x 20	255	15
381A 032 20 M	32 x 20	180	10
381A 032 25 M	32 x 25	150	10
381A 040 25 M	40 x 25	100	
381A 040 32 M	40 x 32	85	
381A 050 32 M	50 x 32	65	
381A 050 40 M	50 x 40	60	
381A 063 25 M	63 x 25	40	
381A 063 32 M	63 x 32	30	
381A 063 50 M	63 x 50	30	
381A 075 63 M	75 x 63	18	
381A 090 63 M	90 x 63	12	
381A 090 75 M	90 x 75	12	
381A 110 75 M	110 x 75	8	
381A 110 90 M	110 x 90	8	

No. 381B



Coupling Repair

Code	Size	Packing (Pieces)	
	mm	Box	Bag
381B 000 25 M	25	160	
381B 000 32 M	32	100	
381B 000 40 M	40	60	
381B 000 50 M	50	35	
381B 000 63 M	63	25	
381B 000 75 M	75	10	
381B 000 90 M	90	8	
381B 001 10 M	110	4	

A Compression Fittings

Metric Series - PN 16



No. 382



Elbow

Code	Size	Packing (Pieces)	
	mm	Box	Bag
382 0160 16 M	16	450	25
382 0200 20 M	20	240	20
382 0250 25 M	25	195	15
382 0320 32 M	32	100	
382 0400 40 M	40	60	
382 0500 50 M	50	36	
382 0630 63 M	63	24	
382 0750 75 M	75	12	
382 0900 90 M	90	8	
3821 101 10 M	110	4	

No. 382A



Elbow Male

Code	Size	Packing (Pieces)	
	mm x in	Box	Bag
382A 016 01 M	16 x 1/2"	600	25
382A 016 02 M	16 x 3/4"	600	25
382A 020 01 M	20 x 1/2"	425	25
382A 020 02 M	20 x 3/4"	425	25
382A 025 01 M	25 x 1/2"	360	20
382A 025 02 M	25 x 3/4"	320	20
382A 025 03 M	25 x 1"	300	20
382A 032 02 M	32 x 3/4"	180	10
382A 032 03 M	32 x 1"	180	10
382A 040 04 M	40 x 1 1/4"	90	
382A 040 05 M	40 x 1 1/2"	90	
382A 050 05 M	50 x 1 1/2"	60	
382A 050 06 M	50 x 2"	60	
382A 063 06 M	63 x 2"	30	
382A 063 07 M	63 x 2 1/2"	30	
382A 075 07 M	75 x 2 1/2"	15	
382A 075 08 M	75 x 3"	15	
382A 090 08 M	90 x 3"	10	
382A 110 09 M	110 x 4"	6	

No. 382B



Elbow Female

Code	Size	Packing (Pieces)	
	mm x in	Box	Bag
382B 020 01 M	20 x 1/2"	375	25
382B 020 02 M	20 x 3/4"	375	25
382B 025 01 M	25 x 1/2"	260	20
382B 025 02 M	25 x 3/4"	260	20
382B 025 03 M	25 x 1"	260	20
382B 032 02 M	32 x 3/4"	180	10
382B 032 03 M	32 x 1"	180	10
382B 040 04 M	40 x 1 1/4"	75	
382B 040 05 M	40 x 1 1/2"	75	
382B 050 05 M	50 x 1 1/2"	55	
382B 050 06 M	50 x 2"	55	
382B 063 06 M	63 x 2"	30	
382B 063 07 M	63 x 2 1/2"	30	
382B 075 07 M	75 x 2 1/2"	15	
382B 075 08 M	75 x 3"	15	
382B 090 08 M	90 x 3"	10	
382B 110 09 M	110 x 4"	6	

No. 382D



Wall Elbow Female

Code	Size	Packing (Pieces)	
	No. 332D	Box	Bag
382D 016 01 M	16 x 1/2"	240	10
382D 020 01 M	20 x 1/2"	240	10
382D 025 02 M	25 x 3/4"	140	10

No. 382C



Elbow Female for Pop-Up

Code	Size	Packing (Pieces)	
	mm x in x mm	Box	Bag
382C 025 01 M	25 x 1/2" x 25	195	15
382C 032 01 M	32 x 1/2" x 32	100	10
382C 032 02 M	32 x 3/4" x 32	100	10

Note: - Available with NPT threads. Contact us for details

• Small box (Half size)



No. 383



Tee Female

Code	Size	Packing (Pieces)			
	mm x in x mm	Box	Bag		
383 0016 01 M	16 x ½" x 16	320	20		
383 0016 02 M	16 x ¾" x 16	320	20		
383 0020 01 M	20 x ½" x 20	225	15		
383 0020 02 M	20 x ¾" x 20	225	15		
383 0025 01 M	25 x ½" x 25	160	10		
383 0025 02 M	25 x ¾" x 25	160	10		
383 0025 03 M	25 x 1" x 25	160	10		
383 0032 02 M	32 x ¾" x 32	100	10		
383 0032 03 M	32 x 1" x 32	100	10		
383 0040 04 M	40 x 1¼" x 40	45			-
383 0040 05 M	40 x 1½" x 40	45			
383 0050 05 M	50 x 1½" x 50	30			-
383 0050 06 M	50 x 2" x 50	30			-
383 0063 06 M	63 x 2" x 63	20			-
383 0063 07 M	63 x 2½" x 63	20			-
383 0075 06 M	75 x 2" x 75	10			-
383 0075 07 M	75 x 2½" x 75	10			-
383 0075 08 M	75 x 3" x 75	10			-
383 0090 08 M	90 x 3" x 90	7			-
383 0110 09 M	110 x 4" x 110	4			-

No. 383A



Tee Male

Code	Size	Packing (Pieces)			
	mm x in x mm	Box	Bag		
383A 016 01 M	16 x ½" x 16	320	20		
383A 016 02 M	16 x ¾" x 16	320	20		
383A 020 01 M	20 x ½" x 20	180	15		
383A 020 02 M	20 x ¾" x 20	180	15		
383A 020 03 M	20 x 1" x 20	195	15		
383A 025 01 M	25 x ½" x 25	150	15		
383A 025 02 M	25 x ¾" x 25	150	15		
383A 025 03 M	25 x 1" x 25	160	10		
383A 032 01 M	32 x ½" x 32	100			
383A 032 02 M	32 x ¾" x 32	80			
383A 032 03 M	32 x 1" x 32	80			
383A 040 03 M	40 x 1" x 40	50			
383A 040 04 M	40 x 1¼" x 40	50			-
383A 040 05 M	40 x 1½" x 40	50			
383A 050 05 M	50 x 1½" x 50	35			-
383A 050 06 M	50 x 2" x 50	35			
383A 063 06 M	63 x 2" x 63	20			-
383A 075 06 M	75 x 2" x 75	10			
383A 075 07 M	75 x 2½" x 75	10			
383A 075 08 M	75 x 3" x 75	10			
383A 090 08 M	90 x 3" x 90	6			
383A 110 09 M	110 x 4" x 110	2			-

No. 384A



Tee Reducing

Code	Size	Packing (Pieces)			
	mm x mm x mm	Box	Bag		
384A 020 16 M	20 x 16 x 20	160	10		
384A 025 20 M	25 x 20 x 25	120	10		
384A 032 25 M	32 x 25 x 32	80			
384A 040 32 M	40 x 32 x 40	40			
384A 050 40 M	50 x 40 x 50	25			
384A 063 25 M	63 x 25 x 63	16			
384A 063 32 M	63 x 32 x 63	16			
384A 063 50 M	63 x 50 x 63	16			
384A 075 63 M	75 x 63 x 75	8			
384A 090 75 M	90 x 75 x 90	5			
384A 110 90 M	110 x 90 x 110	2			

No. 384



Tee

Code	Size	Packing (Pieces)			
	mm	Box	Bag		
384 0160 16 M	16	260	20		
384 0200 20 M	20	150	15		
384 0250 25 M	25	11	10		
384 0320 32 M	32	70			
384 0400 40 M	40	40			
384 0500 50 M	50	25			
384 0630 63 M	63	16			
384 0750 75 M	75	8			
384 0900 90 M	90	5			
3841 101 10 M	110	2			

A Compression Fittings

Metric Series - PN 16



No. 383C



Cross Tee

Code	Size	Packing (Pieces)			
	mm x in x in x mm	Box	Bag		
383C 032 02 M	32 x ¾" x ¾" x 32	80			

No. 380C



Adaptor Flanged

Code	Size	Packing (Pieces)			
	mm x in	Box	Bag		
380C 050 05 M	50 x 1½"	40			
380C 050 06 M	50 x 2"	40			
380C 063 06 M	63 x 2"	20			
380C 063 07 M	63 x 2½"	15			
380C 075 07 M	75 x 2½"	10			
380C 075 08 M	75 x 3"	10			
380C 090 08 M	90 x 3"	8			
380C 090 09 M	90 x 4"	5			
380C 110 09 M	110 x 4"	5			

No. 380D



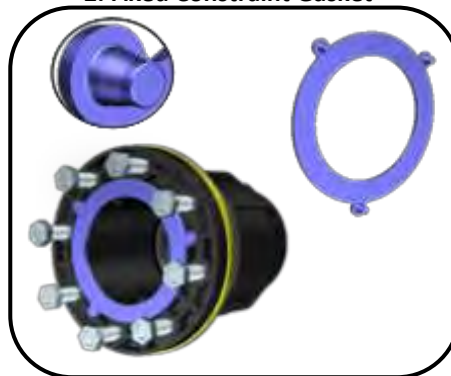
Adaptor Flanged
Complete Set with Rubber
Seal, Screws & Bolts

Code	Size	Packing (Pieces)			
	mm x in	Box	Bag		
380D 050 05 M	50 x 1½"	15			
380D 050 06 M	50 x 2"	15			
380D 063 06 M	63 x 2"	10			
380D 063 07 M	63 x 2½"	10			
380D 075 07 M	75 x 2½"	10			
380D 075 08 M	75 x 3"	10			
380D 090 08 M	90 x 3"	8			
380D 090 09 M	90 x 4"	6			
380D 110 09 M	110 x 4"	4			

1. Centering Alignment Nerves



2. Fixed Constraint Gasket



Size	No. of Bolts	
50 x 1½"	4	pcs
50 x 2"	4	pcs
63 x 2"	4	pcs
63 x 2½"	4	pcs
75 x 2½"	4	pcs
75 x 3"	8	pcs
90 x 3"	8	pcs
90 x 4"	8	pcs
110 x 4"	8	pcs

Note: - Available with NPT threads. Contact us for details

• Small box (Half size)



No. 381C



Adaptor Universal

Code	Size	Packing (Pieces)	
	mm x mm	Box	Bag
381C 020 15 M	20 x 15	20	
381C 025 15 M	25 x 15	20	
381C 025 22 M	25 x 22	20	
381C 032 22 M	32 x 22	15	
381C 032 28 M	32 x 28	15	



No. 381D



Coupling Global Transition

Code	Size	Packing (Pieces)	
	mm-mm x mm	Box	Bag
381D 022 20 M	15-22 x 20	80	
381D 022 25 M	15-22 x 25	80	
381D 027 25 M	20-27 x 25	70	
381D 027 32 M	20-27 x 32	55	
381D 034 25 M	27-34 x 25	60	
381D 034 32 M	27-34 x 32	55	



A Compression Fittings

Metric Series - PN 10



No. 370



Adaptor Male

Code	Size	Packing (Pieces)			
	mm x in	Box	Bag		
370 0020 01 M	20 x ½"	600	20		
370 0020 02 M	20 x ¾"	600	20		
370 0020 03 M	20 x 1"	480	20		
370 0025 01 M	25 x ½"	340	20		
370 0025 02 M	25 x ¾"	340	20		
370 0025 03 M	25 x 1"	320	20		
370 0032 01 M	32 x ½"	200	20		
370 0032 02 M	32 x ¾"	200	20		
370 0032 03 M	32 x 1"	200	20		-
370 0032 04 M	32 x 1¼"	200	20		-
370 0032 05 M	32 x 1½"	180	20		
370 0040 03 M	40 x 1"	120			
370 0040 04 M	40 x 1¼"	120			-
370 0040 05 M	40 x 1½"	120			-
370 0040 06 M	40 x 2"	120			
370 0050 03 M	50 x 1"	100			
370 0050 04 M	50 x 1¼"	100			
370 0050 05 M	50 x 1½"	100			-
370 0050 06 M	50 x 2"	90			-
370 0063 05 M	63 x 1½"	50			
370 0063 06 M	63 x 2"	50			-
370 0063 07 M	63 x 2½"	50			-

No. 370A



Adaptor Female

Code	Size	Packing (Pieces)			
	mm x in	Box	Bag		
370A 020 01 M	20 x ½"	500	20		
370A 020 02 M	20 x ¾"	500	20		
370A 025 01 M	25 x ½"	380	20		
370A 025 02 M	25 x ¾"	380	20		
370A 025 03 M	25 x 1"	380	20		
370A 032 01 M	32 x ½"	220	20		
370A 032 02 M	32 x ¾"	220	20		
370A 032 03 M	32 x 1"	220	20		-
370A 040 03 M	40 x 1"	120			
370A 040 04 M	40 x 1¼"	120			-
370A 040 05 M	40 x 1½"	120			-
370A 050 05 M	50 x 1½"	80			-
370A 050 06 M	50 x 2"	80			
370A 063 05 M	63 x 1½"	50			
370A 063 06 M	63 x 2"	50			-
370A 063 07 M	63 x 2½"	45			

No. 370B



End Plug

Code	Size	Packing (Pieces)			
	mm	Box	Bag		
370B 000 20 M	20	500	20		
370B 000 25 M	25	360	20		
370B 000 32 M	32	220	20		
370B 000 40 M	40	150			
370B 000 50 M	50	100			
370B 000 63 M	63	50			

No. 371



Coupling

Code	Size	Packing (Pieces)			
	mm	Box	Bag		
371 0200 20 M	20	280	20		
371 0250 25 M	25	220	20		
371 0320 32 M	32	120	15		
371 0400 40 M	40	90			
371 0500 50 M	50	60			
371 0630 63 M	63	32			

Note: - Available with NPT threads. Contact us for details

• Small box (Half size)



Compression Fittings

A

Metric Series - PN 10

No. 371A



Coupling Reducing

Code	Size	Packing (Pieces)	
	mm x mm	Box	Bag
371A 025 20 M	25 x 20	300	20
371A 032 20 M	32 x 20	200	20
371A 032 25 M	32 x 25	360	20
371A 040 25 M	40 x 25	110	
371A 040 32 M	40 x 32	95	
371A 050 40 M	50 x 40	70	
371A 063 32 M	63 x 32	35	
371A 063 50 M	63 x 50	35	

No. 372



Elbow

Code	Size	Packing (Pieces)	
	mm	Box	Bag
372 0200 20 M	20	240	20
372 0250 25 M	25	200	20
372 0320 32 M	32	100	
372 0400 40 M	40	80	
372 0500 50 M	50	45	
372 0630 63 M	63	30	

No. 372A



Elbow Male

Code	Size	Packing (Pieces)	
	mm x in	Box	Bag
372A 020 01 M	20 x ½"	500	20
372A 020 02 M	20 x ¾"	500	20
372A 025 01 M	25 x ½"	280	20
372A 025 02 M	25 x ¾"	280	20
372A 025 03 M	25 x 1"	240	20
372A 032 02 M	32 x ¾"	180	20
372A 032 03 M	32 x 1"	180	20
372A 040 04 M	40 x 1¼"	110	
372A 040 05 M	40 x 1½"	110	
372A 050 05 M	50 x 1½"	75	
372A 050 06 M	50 x 2"	75	
372A 063 06 M	63 x 2"	40	
372A 063 07 M	63 x 2½"	40	

No. 372B



Elbow Female

Code	Size	Packing (Pieces)	
	mm x in	Box	Bag
372B 020 01 M	20 x ½"	360	20
372B 020 02 M	20 x ¾"	360	20
372B 025 01 M	25 x ½"	320	20
372B 025 02 M	25 x ¾"	320	20
372B 025 03 M	25 x 1"	200	20
372B 032 02 M	32 x ¾"	170	
372B 032 03 M	32 x 1"	170	
372B 040 04 M	40 x 1¼"	90	
372B 040 05 M	40 x 1½"	90	
372B 050 05 M	50 x 1½"	70	
372B 050 06 M	50 x 2"	70	
372B 063 06 M	63 x 2"	40	
372B 063 07 M	63 x 2½"	40	

No. 372C



Elbow Female for Pop-Up

Code	Size	Packing (Pieces)	
	mm x in x mm	Box	Bag
372C 025 01 M	25 x ½" x 25	170	
372C 032 01 M	32 x ½" x 32	100	
372C 032 02 M	32 x ¾" x 32	100	

A Compression Fittings

Metric Series - PN 10



No. 373



Tee Female

Code	Size	Packing (Pieces)			
	mm x in x mm	Box	Bag		
373 0020 01 M	20 x ½" x 20	220	20		
373 0020 02 M	20 x ¾" x 20	220	20		
373 0025 01 M	25 x ½" x 25	160	10		
373 0025 02 M	25 x ¾" x 25	160	10		
373 0032 02 M	32 x ¾" x 32	100			
373 0032 03 M	32 x 1" x 32	100			
373 0040 04 M	40 x 1¼" x 40	60			-
373 0040 05 M	40 x 1½" x 40	60			
373 0050 05 M	50 x 1½" x 50	40			-
373 0050 06 M	50 x 2" x 50	40			-
373 0063 06 M	63 x 2" x 63	20			-
373 0063 07 M	63 x 2½" x 63	20			-

No. 373A



Tee Male

Code	Size	Packing (Pieces)			
	mm x in x mm	Box	Bag		
373A 020 01 M	20 x ½" x 20	220	20		
373A 020 02 M	20 x ¾" x 20	220	20		
373A 020 03 M	20 x 1" x 20	200	20		
373A 025 01 M	25 x ½" x 25	160	10		
373A 025 02 M	25 x ¾" x 25	160	10		
373A 025 03 M	25 x 1" x 25	140	10		
373A 032 01 M	32 x ½" x 32	100			
373A 032 02 M	32 x ¾" x 32	100			
373A 032 03 M	32 x 1" x 32	100			
373A 040 03 M	40 x 1" x 40	60			
373A 040 04 M	40 x 1¼" x 40	60			
373A 040 05 M	40 x 1½" x 40	60			
373A 050 05 M	50 x 1½" x 50	40			
373A 050 06 M	50 x 2" x 50	40			
373A 063 06 M	63 x 2" x 63	25			

No. 374



Tee

Code	Size	Packing (Pieces)			
	mm	Box	Bag		
374 0200 20 M	20	160	20		
374 0250 25 M	25	120	15		
374 0320 32 M	32	75			
374 0400 40 M	40	50			
374 0500 50 M	50	35			
374 0630 63 M	63	16			

No. 374A



Tee Reducing

Code	Size	Packing (Pieces)			
	mm x mm x mm	Box	Bag		
374A 025 20 M	25 x 20 x 25	120			
374A 032 25 M	32 x 25 x 32	80			
374A 040 32 M	40 x 32 x 40	50			
374A 050 40 M	50 x 40 x 50	35			
374A 063 50 M	63 x 50 x 63	20			

Note: - Available with NPT threads. Contact us for details

- Small box (Half size)

No. 250



Adaptor Male Threaded (PVC)

Code	Size	Packing (Pieces)	
	mm x in	Box	Bag
250 0050 05	50 x 1½"	80	
250 0050 06	50 x 2"	70	
250 0063 06	63 x 2"	45	

No. 250A



Adaptor Female Threaded (PP)

Code	Size	Packing (Pieces)	
	mm x in	Box	Bag
250A 050 05	50 x 1½"	65	
250A 063 06	63 x 2"	45	

No. 250



Male Spigot Glued (PVC)

Code	Size	Packing (Pieces)	
	mm x mm	Box	Bag
250 0050 50	50 x 50	80	
250 0063 63	63 x 63	45	

No. 250A



Female Spigot Glued (PVC)

Code	Size	Packing (Pieces)	
	mm x mm	Box	Bag
250A 050 50	50 x 50	65	
250A 063 63	63 x 63	45	

No. 251



Coupling (PP)

Code	Size	Packing (Pieces)	
	mm	Box	Bag
251 0050 50	50	44	
251 0063 63	63	30	

No. 252



Elbow (PP)

Code	Size	Packing (Pieces)	
	mm x mm	Box	Bag
252 0050 50	50 x 50	36	
252 0063 63	63 x 63	24	

No. 252A



Elbow Male (PP)

Code	Size	Packing (Pieces)	
	mm x in	Box	Bag
252A 050 05	50 x 1½"	60	

No. 252B



Elbow Female Glued (PVC)

Code	Size	Packing (Pieces)	
	mm x mm	Box	Bag
252B 050 50	50 x 50	36	
252B 063 63	63 x 63	24	

No. 254



Tee (PP)

Code	Size	Packing (Pieces)	
	mm	Box	Bag
254 0050 50	50	25	
254 0063 63	63	15	

A Compression Fittings

Push Fit Series - PN 16



No. 350



Adaptor Male

Code	Size	Packing (Pieces)			
	mm x in	Box	Bag		
350 0020 01	20 x ½"	400			•
350 0025 02	25 x ¾"	300			•
350 0032 02	32 x ¾"	170			•
350 0032 03	32 x 1"	170			•

No. 350A



Adaptor Female

Code	Size	Packing (Pieces)			
	mm x in	Box	Bag		
350A 020 01	20 x ½"	400			•
350A 025 02	25 x ¾"	340			•
350A 025 03	25 x 1"	320			•
350A 032 02	32 x ¾"	200			•
350A 032 03	32 x 1"	200			•

No. 350B



End Plug

Code	Size	Packing (Pieces)			
	mm	Box	Bag		
350B 000 20	20	480			•
350B 000 25	25	320			•
350B 000 32	32	200			•

No. 351



Coupling

Code	Size	Packing (Pieces)			
	mm	Box	Bag		
351 0200 20	20	300			•
351 0250 25	25	210			•
351 0320 32	32	110			•

No. 351A



Coupling Reducing

Code	Size	Packing (Pieces)			
	mm x mm	Box	Bag		
351A 025 25	25 x 20	240			•
351A 032 25	32 x 25	140			•

Note: - Available with NPT threads. Contact us for details

• Small box (Half size)



Compression Fittings

A

Push Fit Series - PN 16

No. 352



Elbow

Code	Size	Packing (Pieces)		
	mm	Box	Bag	
352 0200 20	20	220		•
352 0250 25	25	180		•
352 0320 32	32	90		•

No. 352A



Elbow Male

Code	Size	Packing (Pieces)		
	mm x in	Box	Bag	
352A 020 01	20 x 1/2"	380		•
352A 025 02	25 x 3/4"	300		•
352A 032 03	32 x 1"	170		•

No. 352B



Elbow Female

Code	Size	Packing (Pieces)		
	mm x in	Box	Bag	
352B 020 01	20 x 1/2"	300		•
352B 025 02	25 x 3/4"	240		•
352B 032 03	32 x 1"	170		•

No. 353



Tee Female

Code	Size	Packing (Pieces)		
	mm x in x mm	Box	Bag	
353 0200 01	20 x 1/2" x 20	210		•
353 0250 02	25 x 3/4" x 25	150		•
353 0320 03	32 x 1" x 32	150		•

No. 353A



Tee Male

Code	Size	Packing (Pieces)		
	mm x in x mm	Box	Bag	
353A 020 01	20 x 1/2" x 20	120		•
353A 025 02	25 x 3/4" x 25	150		•
353A 032 03	32 x 1" x 32	150		•

No. 354



Tee

Code	Size	Packing (Pieces)		
	mm	Box	Bag	
354 0200 20	20	140		•
354 0250 25	25	100		•
354 0320 32	32	65		•

No. 354A



Tee Reducing

Code	Size	Packing (Pieces)		
	mm x mm x mm	Box	Bag	
354A 025 25	25 x 20 x 25	100		•
354A 032 25	32 x 25 x 32	65		•

A Compression Fittings

Rural Series - PN 10



No. 260



Adaptor Male

Code	Size	Packing (Pieces)			
	in x in	Box	Bag		
260 0020 01	¾" x ½"	480			
260 0020 02	¾" x ¾"	480			
260 0020 03	¾" x 1"	400			
260 0025 01	1" x ½"	280			
260 0025 02	1" x ¾"	280			
260 0025 03	1" x 1"	260			
260 0032 01	1¼" x ½"	160			
260 0032 02	1¼" x ¾"	160			
260 0032 03	1¼" x 1"	160			
260 0032 04	1¼" x 1¼"	160			
260 0032 05	1¼" x 1½"	140			
260 0040 03	1½" x 1"	100			
260 0040 04	1½" x 1¼"	100			
260 0040 05	1½" x 1½"	100			
260 0040 06	1½" x 2"	100			
260 0050 03	2" x 1"	80			
260 0050 04	2" x 1¼"	80			
260 0050 05	2" x 1½"	80			
260 0050 06	2" x 2"	70			

No. 260A



Adaptor Female

Code	Size	Packing (Pieces)			
	in x in	Box	Bag		
260A 020 01	¾" x ½"	400			
260A 020 02	¾" x ¾"	400			
260A 025 01	1" x ½"	320			
260A 025 02	1" x ¾"	320			
260A 025 03	1" x 1"	320			
260A 032 01	1¼" x ½"	180			
260A 032 02	1¼" x ¾"	180			
260A 032 03	1¼" x 1"	180			
260A 032 04	1¼" x 1¼"	160			
260A 032 05	1¼" x 1½"	160			
260A 040 03	1½" x 1"	100			
260A 040 04	1½" x 1¼"	100			
260A 040 05	1½" x 1½"	100			
260A 050 04	2" x 1¼"	65			
260A 050 05	2" x 1½"	65			
260A 050 06	2" x 2"	65			

No. 260B



End Plug

Code	Size	Packing (Pieces)			
	in	Box	Bag		
260B 000 20	¾"	400			
260B 000 25	1"	300			
260B 000 32	1¼"	180			
260B 000 40	1½"	125			
260B 000 50	2"	80			

Note: - Available with NPT threads. Contact us for details

- Small box (Half size)



No. 261



Coupling

Code	Size	Packing (Pieces)	
	in x in	Box	Bag
261 0200 20	¾" x ¾"	220	
261 0250 25	1" x 1"	180	
261 0320 32	1¼" x 1¼"	100	
261 0400 40	1½" x 1½"	72	
261 0500 50	2" x 2"	44	

No. 261A



Coupling Reducing

Code	Size	Packing (Pieces)	
	in x in	Box	Bag
261A 025 20	1" x ¾"	800	
261A 032 20	1¼" x ¾"	140	
261A 032 25	1¼" x 1"	140	
261A 040 25	1½" x 1"	100	
261A 040 32	1½" x 1¼"	85	
261A 050 32	2" x 1¼"	65	
261A 050 40	2" x 1½"	60	

No. 262



Elbow

Code	Size	Packing (Pieces)	
	in x in	Box	Bag
262 0200 20	¾" x ¾"	200	
262 0250 25	1" x 1"	160	
262 0320 32	1¼" x 1¼"	80	
262 0400 40	1½" x 1½"	60	
262 0500 50	2" x 2"	36	

No. 262A



Elbow Male

Code	Size	Packing (Pieces)	
	in x in	Box	Bag
262A 020 01	¾" x ½"	400	
262A 020 02	¾" x ¾"	300	
262A 025 01	1" x ½"	240	
262A 025 02	1" x ¾"	240	
262A 025 03	1" x 1"	200	
262A 032 02	1¼" x ¾"	140	
262A 032 03	1¼" x 1"	140	
262A 040 04	1½" x 1¼"	90	
262A 040 05	1½" x 1½"	90	
262A 050 05	2" x 1½"	60	
262A 050 06	2" x 2"	60	

No. 262B



Elbow Female

Code	Size	Packing (Pieces)	
	in x in	Box	Bag
262B 020 01	¾" x ½"	300	
262B 020 02	¾" x ¾"	300	
262B 025 01	1" x ½"	200	
262B 025 02	1" x ¾"	200	
262B 025 03	1" x 1"	200	
262B 032 02	1¼" x ¾"	140	
262B 032 03	1¼" x 1"	140	
262B 040 04	1½" x 1¼"	75	
262B 040 05	1½" x 1½"	75	
262B 050 05	2" x 1½"	55	
262B 050 06	2" x 2"	55	

No. 262D



Wall Elbow Female

Code	Size	Packing (Pieces)	
	in x in	Box	Bag
262D 020 01	¾" x ½"	80	
262D 025 02	1" x ¾"	140	

A Compression Fittings

Rural Series - PN 10



No. 263



Tee Female

Code	Size	Packing (Pieces)			
	in x in x in	Box	Bag		
263 0020 01	¾" x ½" x ¾"	180			
263 0020 02	¾" x ¾" x ¾"	180			
263 0025 01	1" x ½" x 1"	140			
263 0025 02	1" x ¾" x 1"	140			
263 0025 03	1" x 1" x 1"	120			
263 0032 02	1¼" x ¾" x 1¼"	80			
263 0032 03	1¼" x 1" x 1¼"	80			
263 0040 04	1½" x 1¼" x 1½"	45			
263 0040 05	1½" x 1½" x 1½"	45			
263 0050 05	2" x 1½" x 2"	30			
263 0050 06	2" x 2" x 2"	30			

No. 263A



Tee Male

Code	Size	Packing (Pieces)			
	in x in	Box	Bag		
263A 020 01	¾" x ½" x ¾"	180			
263A 020 02	¾" x ¾" x ¾"	180			
263A 020 03	¾" x 1" x ¾"	160			
263A 025 01	1" x ½" x 1"	140			
263A 025 02	1" x ¾" x 1"	140			
263A 025 03	1" x 1" x 1"	120			
263A 032 01	1¼" x ½" x 1¼"	80			
263A 032 02	1¼" x ¾" x 1¼"	80			
263A 032 03	1¼" x 1" x 1¼"	80			
263A 040 03	1½" x 1" x 1½"	50			
263A 040 04	1½" x 1¼" x 1½"	50			
263A 040 05	1½" x 1½" x 1½"	50			
263A 050 05	2" x 1½" x 2"	30			
263A 050 06	2" x 2" x 2"	30			

No. 264



Tee

Code	Size	Packing (Pieces)			
	in x in	Box	Bag		
264 0200 20	¾" x ¾"	200			
264 0250 25	1" x 1"	160			
264 0320 32	1¼" x 1¼"	80			
264 0400 40	1½" x 1½"	60			
264 0500 50	2" x 2"	36			

No. 264A



Tee Reducing

Code	Size	Packing (Pieces)			
	in x in x in	Box	Bag		
264A 025 20	1" x ¾" x 1"	100			
264A 032 25	1¼" x 1" x 1¼"	60			
264A 040 32	1½" x 1¼" x 1½"	40			
264A 050 40	2" x 1½" x 2"	25			

Note: - Available with NPT threads. Contact us for details

- Small box (Half size)



Compression Fittings

A

Conversion KITS & Spare Parts

NEW
No. 269R



Conversion KIT to
Rural

Code	Size	Packing (Pieces)			
	in	Box	Bag		
269R 000 20	¾" - (20)				
269R 000 25	1" - (25)				
269R 000 32	1¼" - (32)				
269R 000 40	1½" - (40)				
269R 000 50	2" - (50)				

NEW
No. 269M



Conversion KIT to
Metric

Code	Size	Packing (Pieces)			
	mm	Box	Bag		
269M 000 20	20				
269M 000 25	25				
269M 000 32	32				
269M 000 40	40				
269M 000 50	50				

No. 384



Cap Metric PN 16

Code	Size	Packing (Pieces)			
	mm	Box	Bag		
384 M00 016	16				
384 M00 020	20				
384 M00 025	25				
384 M00 032	32				
384 M00 040	40				
384 M00 050	50				
384 M00 063	63				
384 M00 075	20				
384 M00 090	20				
384 M00 110	20				

No. 343



Split Ring Metric
PN16

Code	Size	Packing (Pieces)			
	mm	Box	Bag		
343 000 016	16				
343 000 020	20				
343 000 025	25				
343 000 032	32				
343 000 040	40				
343 000 050	50				
343 000 063	63				
343 000 075	20				
343 000 090	20				
343 000 110	20				

No. 377



Cap Metric PN 10

Code	Size	Packing (Pieces)			
	mm	Box	Bag		
377 M00 020	20				
377 M00 025	25				
377 M00 032	32				
377 M00 040	40				
377 M00 050	50				
377 M00 063	63				

No. 376



Split Ring Metric
PN10

Code	Size	Packing (Pieces)			
	mm	Box	Bag		
376 000 020	20				
376 000 025	25				
376 000 032	32				
376 000 040	40				
376 000 050	50				
376 000 063	63				

A Compression Fittings

Spare Parts - Tools & Accessories



No. 345



Insert Adaptor

Code	Size	Packing (Pieces)			
	mm	Box	Bag		
345 000 016	16				
345 000 020	20				
345 000 025	25				
345 000 032	32				
345 000 040	40				
345 000 050	50				
345 000 063	63				
345 000 075	75				
345 000 090	90				
345 000 110	110				

No. 342



"O" Ring

Code	Size	Packing (Pieces)			
	mm	Box	Bag		
342 000 016	16				
342 000 020	20				
342 000 025	25				
342 000 032	32				
342 000 040	40				
342 000 050	50				
342 000 063	63				
342 000 075	75				
342 000 090	90				
342 000 110	110				

No. 580



Liner (SDR11)

Code	Size	Packing (Pieces)			
	mm	Box	Bag		
580 009 020	20	1.600			
580 011 025	25	1.000			
580 011 032	32	600			

No. 814



Alumimun Cap Wrench

Code	Size	Packing (Pieces)			
	mm	Box	Bag		
814 000 000	63 - 110	1			



No. 814



Plastic Cap Wrench

Code	Size	Packing (Pieces)			
	mm	Box	Bag		
814 HD0 000	16 - 110	1			

No. 782



Cutter

Code	Size	Packing (Pieces)			
		Box	Bag		
782 0000 06		1			

Note: - Available with NPT threads. Contact us for details
 • Small box (Half size)

Hydraulic Fittings

Description: Threaded plastic accessories with both male, and female type thread for use in hydraulic networks.

Range: From Ø 3/8" up to Ø 4"

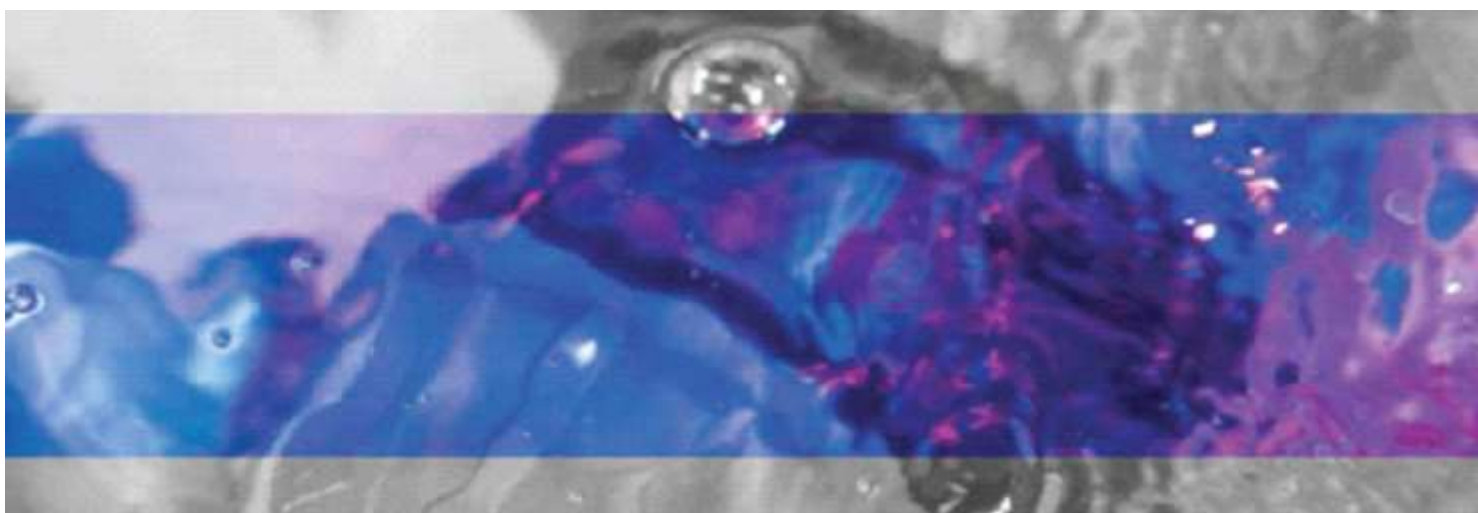
Pressure Rating: 10 bar at 20°C for fittings from Ø 3/8" up to Ø 2"
6 bar at 20°C for fittings from Ø 2 1/2 up to Ø 4"
(For other working temperatures please refer to the technical sheet)

Materials: *Body:* Polypropylene copolymer PP-B
Reinforcing Ring: Stainless Steel

The fittings are suitable for use in potable water supply systems

The fittings are suitable for exposure to sunlight (UV) with excellent chemical resistance


Refer to the technical manual for specific data sheets






No. 566  **Nipple**


Code	Size	Packing (Pieces)			
	in	Box	Bag		
566 0001 01	½"	1.400			•
566 0002 02	¾"	750			•
566 0003 03	1"	400			•
566 0004 04	1¼"	250			•
566 0005 05	1½"	200			•
566 0006 06	2"	250			
566 0007 07	2½"	140			
566 0008 08	3"	90			
566 0009 09	4"	36			

No. 547  **Socket**


Code	Size	Packing (Pieces)			
	in	Box	Bag		
547 0001 01	½"	600			•
547 0002 02	¾"	500			•
547 0003 03	1"	300			•
547 0004 04	1¼"	200			•
547 0005 05	1½"	135			•
547 0006 06	2"	100			•
547 0007 07	2½"	80			
547 0008 08	3"	80			

No. 570  **Plug Male**

Code	Size	Packing (Pieces)			
	in	Box	Bag		
570 0000 01	½"	2.000			•
570 0000 02	¾"	1.000			•
570 0000 03	1"	600			•
570 0000 04	1¼"	400			•
570 0000 05	1½"	300			•
570 0000 06	2"	200			
570 0000 07	2½"	200			
570 0000 08	3"	150			
570 0000 09	4"	50			

No. 571  **Plug Female**

Code	Size	Packing (Pieces)			
	in	Box	Bag		
571 0000 01	½"	1.000			•
571 0000 02	¾"	600			•
571 0000 03	1"	400			•
571 0000 04	1¼"	300			•
571 0000 05	1½"	200			•
571 0000 06	2"	100			•
571 0000 07	2½"	150			

No. 572  **Elbow Female**

Code	Size	Packing (Pieces)			
	in	Box	Bag		
572 0001 01	½"	500			•
572 0002 02	¾"	350			•
572 0003 03	1"	200			•
572 0004 04	1¼"	100			•
572 0005 05	1½"	90			•
572 0006 06	2"	45			

No. 572B  **Elbow Male/Female**

Code	Size	Packing (Pieces)			
	in	Box	Bag		
572B 001 01	½"	600			•
572B 002 02	¾"	600			•
572B 003 03	1"	400			•
572B 004 04	1¼"	100			
572B 005 05	1½"	175			

Note: • Small box (Half size)



Threaded BSP

No. 573



Tee Male

Code	Size	Packing (Pieces)			
	in	Box	Bag		
573 0101 01	½"	300			•
573 0202 02	¾"	300			•
573 0303 03	1"	160			•
573 0404 04	1¼"	200			
573 0505 05	1½"	150			
573 0606 06	2"	60			

No. 573A



Tee Female

Code	Size	Packing (Pieces)			
	in	Box	Bag		
573A 001 01	½"	300			•
573A 002 02	¾"	250			•
573A 003 03	1"	120			•
573A 004 04	1¼"	80			•
573A 005 05	1½"	50			•
573A 006 06	2"	50			•

No. 573



Tee Reducing Male

Code	Size	Packing (Pieces)			
	in x in x in	Box	Bag		
573 0201 02	¾" x ½" x ¾"	300			•
573 0301 03	1" x ½" x 1"	150			•
573 0302 03	1" x ¾" x 1"	150			•
573 0403 04	1¼" x 1" x 1¼"	100			•
573 0502 05	1½" x ¾" x 1½"	100			•
573 0503 05	1½" x 1" x 1½"	80			•
573 0603 06	2" x 1" x 2"	60			•
573 0504 05	2" x 1¼" x 2"	60			•
573 0605 06	2" x 1½" x 2"	60			•
573 0706 07	2½" x 2" x 2½"	50			•
573 0806 08	3" x 2" x 3"	40			•

No. 549



Bushing

Code	Size	Packing (Pieces)			
	in x in	Box	Bag		
549 0002 01	¾" x ½"	1.000			•
549 0003 01	1" x ½"	625			•
549 0003 02	1" x ¾"	600			•
549 0004 01	1¼" x ½"	400			•
549 0004 02	1¼" x ¾"	400			•
549 0004 03	1¼" x 1"	500			•
549 0005 01	1½" x ½"	350			•
549 0005 02	1½" x ¾"	350			•
549 0005 03	1½" x 1"	350			•
549 0005 04	1½" x 1¼"	300			•
549 0006 01	2" x ½"	250			•
549 0006 02	2" x ¾"	200			•
549 0006 03	2" x 1"	200			•
549 0006 04	2" x 1¼"	200			•
549 0006 05	2" x 1½"	200			•
549 0007 03	2½" x 1"	220			•
549 0007 04	2½" x 1¼"	110			•
549 0007 05	2½" x 1½"	110			•
549 0007 06	2½" x 2"	110			•
549 0008 06	3" x 2"	75			•
549 0008 07	3" x 2½"	75			•
549 0009 06	4" x 2"	35			
549 0009 08	4" x 3"	50			

No. 546



Reducer Female-Male

Code	Size	Packing (Pieces)			
	in x in	Box	Bag		
546 0002 01	¾" x ½"	600			•
546 0002 02	¾" x ¾"	600			•
546 0003 01	1" x ½"	500			
546 0003 02	1" x ¾"	500			

B Hydraulic Fittings

Threaded BSP



No. 566B



Nipple Reducing

Code	Size	Packing (Pieces)			
	in x in	Box	Bag		
566B 001 10	1/2" x 3/8"	1.500			•
566B 002 01	3/4" x 1/2"	750			•
566B 003 01	1" x 1/2"	500			•
566B 003 02	1" x 3/4"	400			•
566B 004 02	1 1/4" x 3/4"	300			•
566B 004 03	1 1/4" x 1"	250			•
566B 005 02	1 1/2" x 3/4"	225			•
566B 005 03	1 1/2" x 1"	225			•
566B 005 04	1 1/2" x 1 1/4"	225			•
566B 006 02	2" x 3/4"	250			
566B 006 03	2" x 1"	250			
566B 006 04	2" x 1 1/4"	250			
566B 006 05	2" x 1 1/2"	250			
566B 007 03	2 1/2" x 1"	150			
566B 007 04	2 1/2" x 1 1/4"	150			
566B 007 05	2 1/2" x 1 1/2"	150			
566B 007 06	2 1/2" x 2"	150			
566B 008 06	3" x 2"	100			
566B 008 07	3" x 2 1/2"	90			
566B 009 06	4" x 2"	75			
566B 009 08	4" x 3"	50			•

No. 547B



Socket Reducing

Code	Size	Packing (Pieces)			
	in x in	Box	Bag		
547B 001 10	1/2" x 3/8"	800			•
547B 002 11	3/4" x 1/4"	600			•
547B 002 10	3/4" x 3/8"	600			•
547B 002 01	3/4" x 1/2"	500			•
547B 003 01	1" x 1/2"	300			•
547B 003 02	1" x 3/4"	300			•
547B 004 02	1 1/4" x 3/4"	225			•
547B 004 03	1 1/4" x 1"	200			•
547B 005 02	1 1/2" x 3/4"	150			•
547B 005 03	1 1/2" x 1"	150			•
547B 005 04	1 1/2" x 1 1/4"	150			•
547B 006 02	2" x 3/4"	100			•
547B 006 03	2" x 1"	100			•
547B 006 04	2" x 1 1/4"	100			•
547B 006 05	2" x 1 1/2"	100			•
547B 007 06	2 1/2" x 2"	55			•
547B 008 07	3" x 2 1/2"	80			
547B 009 08	4" x 3"	50			

No. 574



Tank Outlet

Code	Size	Packing (Pieces)			
	in	Box	Bag		
574 0000 01	1/2"	700			•
574 0000 02	3/4"	600			•
574 0000 03	1"	400			

No. 566C



Multi-Riser

Code	Size	Packing (Pieces)			
	in x in - cm	Box	Bag		
566C 001 01	1/2" x 1/2" - 15 cm	360			•
566C 002 01	3/4" x 1/2" - 15 cm	300			•
566C 002 02	3/4" x 3/4" - 15 cm	250			•

Note: • Small box (Half size)




Risers

No. 580


Length
cm
5
10
15
20
25
30
40
50
60
70
80
90
100

PVC Riser (BS2779)
 **1/2"**

Code	Packing	Price
	Pieces	
580 0005 01	1.200	
580 0010 01	600	
580 0015 01	450	
580 0020 01	700	
580 0025 01	650	
580 0030 01	600	
580 0040 01	450	
580 0050 01	350	
580 0060 01	160	
580 0070 01	160	
580 0080 01	160	
580 0090 01	130	
580 0100 01	160	

PVC Riser (BS2779)
 **3/4"**


Code	Packing	Price
	Pieces	
580 0005 02	750	
580 0010 02	400	
580 0015 02	250	
580 0020 02	500	
580 0025 02	400	
580 0030 02	350	
580 0040 02	280	
580 0050 02	220	
580 0060 02	110	
580 0070 02	80	
580 0080 02	110	
580 0090 02	110	
580 0100 02	110	

PVC Riser (BS2779)
 **1"**


Code	Packing	Price
	Pieces	
580 0005 03	400	
580 0010 03	240	
580 0015 03	340	
580 0020 03	350	
580 0025 03	260	
580 0030 03	250	
580 0040 03	170	
580 0050 03	130	
580 0060 03	50	
580 0070 03	50	
580 0080 03	60	
580 0090 03	50	
580 0100 03	60	

No. 580


Length
cm
10
15
20
25
30
40
50
60
70
80
90
100

PVC Riser (BS2779)
 **1 1/2"**

Code	Packing	Price
	Pieces	
580 0010 05	300	
580 0015 05	230	
580 0020 05	160	
580 0025 05	140	
580 0030 05	120	
580 0040 05	80	
580 0050 05	65	
580 0060 05	25	
580 0070 05	25	
580 0080 05	25	
580 0090 05	25	
580 0100 05	25	

PVC Riser (BS2779)
 **2"**

Code	Packing	Price
	Pieces	
580 0010 06	200	
580 0015 06	135	
580 0020 06	100	
580 0025 06	80	
580 0030 06	70	
580 0040 06	50	
580 0050 06	40	
580 0060 06	15	
580 0070 06	15	
580 0080 06	15	
580 0090 06	15	
580 0100 06	15	

PVC Riser (BS2779)
 **3"**

Code	Packing	Price
	Pieces	
580 0010 08	90	
580 0015 08	60	
580 0020 08	40	
580 0025 08	30	
580 0030 08	30	
580 0040 08	18	
580 0050 08	18	
580 0060 08	9	
580 0070 08	9	
580 0080 08	9	
580 0090 08	9	
580 0100 08	9	

B Hydraulic Fittings

Threaded BSP



No. 240



Adaptor Male

Code	Size	Packing (Pieces)	
	mm x in	Box	Bag
240 0016 01	16 x 1/2"	900	
240 0016 02	16 x 3/4"	800	
240 0016 03	16 x 1"	700	
240 0020 01	20 x 1/2"	700	
240 0020 02	20 x 3/4"	800	
240 0020 03	20 x 1"	500	
240 0025 01	25 x 1/2"	500	
240 0025 02	25 x 3/4"	500	
240 0025 03	25 x 1"	500	

No. 241



Coupling

Code	Size	Packing (Pieces)	
	mm x mm	Box	Bag
241 0160 16	16 x 16	500	
241 0200 16	20 x 16	500	
241 0200 20	20 x 20	500	
241 0250 16	25 x 16	300	
241 0250 20	25 x 20	300	
241 0250 25	25 x 25	300	

No. 244



Tee

Code	Size	Packing (Pieces)	
	mm x mm x mm	Box	Bag
244 0160 16	16 x 16 x 16	300	
244 0200 16	20 x 16 x 20	300	
244 0200 20	20 x 20 x 20	300	
244 0250 16	25 x 16 x 25	150	
244 0250 20	25 x 20 x 25	150	
244 0250 25	25 x 25 x 25	150	

No. 243A



Tee Male

Code	Size	Packing (Pieces)	
	mm x in	Box	Bag
243A 016 01	16 x 1/2"	400	
243A 016 02	16 x 3/4"	400	
243A 016 03	16 x 1"	400	
243A 020 01	20 x 1/2"	400	
243A 020 02	20 x 3/4"	400	
243A 020 03	20 x 1"	350	
243A 025 01	25 x 1/2"	150	
243A 025 02	25 x 3/4"	150	
243A 025 03	25 x 1"	150	

No. 242



Elbow

Code	Size	Packing (Pieces)	
	mm x mm	Box	Bag
242 0160 16	16 x 16	500	
242 0200 16	20 x 16	450	
242 0200 20	20 x 20	400	
242 0250 16	25 x 16	300	
242 0250 20	25 x 20	400	
242 0250 25	25 x 25	300	

No. 242A



Elbow Male

Code	Size	Packing (Pieces)	
	mm x in	Box	Bag
242A 016 01	16 x 1/2"	500	
242A 016 02	16 x 3/4"	500	
242A 016 03	16 x 1"	600	
242A 020 01	20 x 1/2"	600	
242A 020 02	20 x 3/4"	600	
242A 020 03	20 x 1"	600	
242A 025 01	25 x 1/2"	600	
242A 025 02	25 x 3/4"	350	
242A 025 03	25 x 1"	325	

Note: • Small box (Half size)



Risers

No. 240B



End Plug

Code	Size	Packing (Pieces)	
	mm	Box	Bag
240B 000 16	16	1.000	
240B 000 20	20	1.000	
240B 000 25	25	500	

No. 240



Lock Nut

Code	Size	Packing (Pieces)	
	mm	Box	Bag
240 0000 16	16	1.000	
240 0000 20	20	1.000	
240 0000 25	25	460	

No. 241



Barbed Insert

Code	Size	Packing (Pieces)	
	mm	Box	Bag
241 0000 16	16	2.500	
241 0000 20	20	1.650	
241 0000 25	25	1.000	

No. 566L



Nipple Lock

Code	Size	Packing (Pieces)	
	in x in	Box	Bag
566L 002 01	3/4" x 1/2"	750	
566L 002 02	3/4" x 3/4"	750	
566L 003 01	1" x 1/2"	500	
566L 003 02	1" x 3/4"	400	
566L 003 03	1" x 1"	400	

No. 570L



Plug Male Lock

Code	Size	Packing (Pieces)	
	in	Box	Bag
570L 002 01	3/4"	1.000	
570L 002 02	1"	600	

No. 575L



Elbow Male Lock

Code	Size	Packing (Pieces)	
	in x in	Box	Bag
575L 002 01	3/4" x 1/2"	600	
575L 002 02	3/4" x 3/4"	350	
575L 003 01	1" x 1/2"	300	
575L 003 02	1" x 3/4"	200	
575L 003 03	1" x 1"	200	

No. 573L



Tee Male Lock

Code	Size	Packing (Pieces)	
	in x in x in	Box	Bag
573L 002 01	3/4" x 1/2" x 3/4"	300	
573L 002 02	3/4" x 3/4" x 3/4"	280	
573L 003 01	1" x 1/2" x 1"	150	
573L 003 02	1" x 3/4" x 1"	150	
573L 003 03	1" x 1" x 1"	150	

No. 965



Flange Plastic

Code	Size	Packing (Pieces)			
	in	Box	Bag		
965 0000 6P	2"	90			
965 0000 7P	2½"	65			
965 0000 8P	3"	65			

No. 959



PTFE Teflon Tape

Code	Size	Packing (Pieces)			
	met x mm	Box	Bag		
959 0000 00	12 x 0.1	10			





Saddles

Description: Plastic saddles for secondary line derivation from main lines of PE, PVC or PP for irrigation, high-pressure conveyance of water, chemical solutions and slurries.

Range: Clamping part from Ø 20mm up to Ø 315mm, threaded part from Ø ½” up to Ø 4”

Pressure Rating: 16 bar at 20°C for Ø 20 up to Ø 110 mm saddles, (Exceptions: 12.5 bar for threads 1¼” and above)
6 bar at 20°C for Ø 125 up to Ø 315 mm saddles

* Pressure Rating is achieved by the use of metal ring on threads

Materials:

- Body:* Polypropylene copolymer PP-B
- Reinforcing Ring:* Stainless Steel
- Bolts:* Galvanized Steel or Stainless Steel

The fittings are suitable for use in potable water supply systems

The fittings are suitable for exposure to sunlight (UV) with excellent chemical resistance

Refer to the technical manual for specific data sheets





No. 550



Saddle Simple - "O" Ring Seal

Code	Size	Packing (Pieces)			
	mm x in	Box	Bag		
550 0020 01	20 x ½"	400			
550 0025 01	25 x ½"	300			
550 0025 02	25 x ¾"	300			
550 0032 01	32 x ½"	270			
550 0032 02	32 x ¾"	270			
550 0032 03	32 x 1"	250			
550 0040 01	40 x ½"	180			
550 0040 02	40 x ¾"	180			
550 0040 03	40 x 1"	150			
550 0050 01	50 x ½"	120			
550 0050 02	50 x ¾"	120			
550 0050 03	50 x 1"	100			
550 0063 01	63 x ½"	100			
550 0063 02	63 x ¾"	100			
550 0063 03	63 x 1"	100			

No. 550A



Saddle Double - "O" Ring Seal

Code	Size	Packing (Pieces)			
	mm x in	Box	Bag		
550A 020 01	20 x ½"	75			
550A 025 01	25 x ½"	75			
550A 025 02	25 x ¾"	75			
550A 032 01	32 x ½"	50			
550A 032 02	32 x ¾"	100			
550A 040 01	40 x ½"	60			
550A 040 02	40 x ¾"	60			
550A 040 03	40 x 1"	50			
550A 050 01	50 x ½"	80			
550A 050 02	50 x ¾"	100			
550A 050 03	50 x 1"	30			
550A 063 01	63 x ½"	100			
550A 063 02	63 x ¾"	50			
550A 063 03	63 x 1"	30			

No. 550B



Saddle Simple with Metal Ring - "O" Ring Seal

Code	Size	Packing (Pieces)			
	mm x in	Box	Bag		
550B 020 01	20 x ½"	400			
550B 025 01	25 x ½"	300			
550B 025 02	25 x ¾"	300			
550B 032 01	32 x ½"	270			
550B 032 02	32 x ¾"	270			
550B 032 03	32 x 1"	250			
550B 040 01	40 x ½"	180			
550B 040 02	40 x ¾"	180			
550B 040 03	40 x 1"	150			
550B 050 01	50 x ½"	120			
550B 050 02	50 x ¾"	120			
550B 050 03	50 x 1"	120			
550B 063 01	63 x ½"	100			
550B 063 02	63 x ¾"	100			
550B 063 03	63 x 1"	100			

No. 550C



Saddle Double with Metal Ring - "O" Ring Seal

Code	Size	Packing (Pieces)			
	mm x in	Box	Bag		
550C 020 01	20 x ½"	150			
550C 025 01	25 x ½"	150			
550C 025 02	25 x ¾"	150			
550C 032 01	32 x ½"	100			
550C 032 02	32 x ¾"	100			
550C 040 01	40 x ½"	90			
550C 040 02	40 x ¾"	90			
550C 040 03	40 x 1"	90			
550C 050 01	50 x ½"	60			
550C 050 02	50 x ¾"	60			
550C 050 03	50 x 1"	60			
550C 063 01	63 x ½"	50			
550C 063 02	63 x ¾"	50			
550C 063 03	63 x 1"	50			



With 2 Bolts & Nuts

No. 550T



Saddle Simple - Metal Ring & SS Bolts/Nuts - "O" Ring Seal

Code	Size	Packing (Pieces)			
	mm x in	Box	Bag		
550T 020 01	20 x ½"	400			
550T 025 01	25 x ½"	300			
550T 025 02	25 x ¾"	300			
550T 032 01	32 x ½"	270			
550T 032 02	32 x ¾"	270			
550T 032 03	32 x 1"	250			
550T 040 01	40 x ½"	180			
550T 040 02	40 x ¾"	180			
550T 040 03	40 x 1"	150			
550T 050 01	50 x ½"	120			
550T 050 02	50 x ¾"	120			
550T 050 03	50 x 1"	120			
550T 063 01	63 x ½"	100			
550T 063 02	63 x ¾"	100			
550T 063 03	63 x 1"	100			

No. 550F



Saddle Simple - Flat Seal

Code	Size	Packing (Pieces)			
	mm x in	Box	Bag		
550F 040 03	40 x 1"	70			
550F 050 01	50 x ½"	50			
550F 050 02	50 x ¾"	50			
550F 050 03	50 x 1"	50			
550F 063 01	63 x ½"	100			
550F 063 02	63 x ¾"	100			
550F 063 03	63 x 1"	100			

No. 550H



Saddle Simple - Metal Ring & SS Bolts/Nuts - Flat Seal

Code	Size	Packing (Pieces)			
	mm x in	Box	Bag		
550H 040 03	40 x 1"	70			
550H 050 01	50 x ½"	100			
550H 050 02	50 x ¾"	100			
550H 050 03	50 x 1"	100			
550H 063 01	63 x ½"	100			
550H 063 02	63 x ¾"	100			
550H 063 03	63 x 1"	100			



No. 550



Saddle Simple - "O" Ring Seal

Code	Size	Packing (Pieces)			
	mm x in	Box	Bag		
550 0450 01	50 x ½"	100			
550 0450 02	50 x ¾"	100			
550 0450 03	50 x 1"	100			
550 0450 04	50 x 1¼"	100			
550 0463 01	63 x ½"	80			
550 0463 02	63 x ¾"	80			
550 0463 03	63 x 1"	80			
550 0463 04	63 x 1¼"	70			
550 0463 05	63 x 1½"	70			
550 0075 01	75 x ½"	65			
550 0075 02	75 x ¾"	65			
550 0075 03	75 x 1"	65			
550 0075 04	75 x 1¼"	60			
550 0075 05	75 x 1½"	60			
550 0075 06	75 x 2"	45			
550 0090 01	90 x ½"	45			
550 0090 02	90 x ¾"	40			
550 0090 03	90 x 1"	40			
550 0090 04	90 x 1¼"	40			
550 0090 05	90 x 1½"	35			
550 0090 06	90 x 2"	35			
550 0110 01	110 x ½"	30			
550 0110 02	110 x ¾"	30			
550 0110 03	110 x 1"	30			
550 0110 04	110 x 1¼"	30			
550 0110 05	110 x 1½"	30			
550 0110 06	110 x 2"	25			
550 0125 02	125 x ¾"	30			
550 0125 03	125 x 1"	30			
550 0125 04	125 x 1¼"	30			
550 0125 05	125 x 1½"	30			
550 0125 06	125 x 2"	30			

No. 550A



Saddle Double - "O" Ring Seal

Code	Size	Packing (Pieces)			
	mm x in	Box	Bag		
550A 450 01	50 x ½"	40			
550A 450 02	50 x ¾"	30			
550A 450 03	50 x 1"	50			
550A 450 04	50 x 1¼"	25			
550A 463 01	63 x ½"	40			
550A 463 02	63 x ¾"	40			
550A 463 03	63 x 1"	40			
550A 463 04	63 x 1¼"	35			
550A 463 05	63 x 1½"	35			
550A 075 01	75 x ½"	50			
550A 075 02	75 x ¾"	50			
550A 075 03	75 x 1"	50			
550A 075 04	75 x 1¼"	50			
550A 075 05	75 x 1½"	50			
550A 075 06	75 x 2"	40			
550A 090 01	90 x ½"	50			
550A 090 02	90 x ¾"	35			
550A 090 03	90 x 1"	35			
550A 090 04	90 x 1¼"	50			
550A 090 05	90 x 1½"	30			
550A 090 06	90 x 2"	30			
550A 110 01	110 x ½"	25			
550A 110 02	110 x ¾"	25			
550A 110 03	110 x 1"	25			
550A 110 04	110 x 1¼"	25			
550A 110 05	110 x 1½"	25			
550A 110 06	110 x 2"	20			
550A 125 02	125 x ¾"	15			
550A 125 03	125 x 1"	15			
550A 125 04	125 x 1¼"	15			
550A 125 05	125 x 1½"	15			
550A 125 06	125 x 2"	15			



With 4 Bolts & Nuts

No. 550B



Saddle Simple with
Metal Ring -
"O" Ring Seal

Code	Size	Packing (Pieces)			
	mm x in	Box	Bag		
550B 450 01	50 x ½"	100			
550B 450 02	50 x ¾"	100			
550B 450 03	50 x 1"	100			
550B 450 04	50 x 1¼"	100			
550B 463 01	63 x ½"	80			
550B 463 02	63 x ¾"	80			
550B 463 03	63 x 1"	80			
550B 463 04	63 x 1¼"	70			
550B 463 05	63 x 1½"	70			
550B 075 01	75 x ½"	65			
550B 075 02	75 x ¾"	65			
550B 075 03	75 x 1"	65			
550B 075 04	75 x 1¼"	60			
550B 075 05	75 x 1½"	60			
550B 075 06	75 x 2"	60			
550B 090 01	90 x ½"	45			
550B 090 02	90 x ¾"	40			
550B 090 03	90 x 1"	40			
550B 090 04	90 x 1¼"	40			
550B 090 05	90 x 1½"	35			
550B 090 06	90 x 2"	35			
550B 110 01	110 x ½"	30			
550B 110 02	110 x ¾"	30			
550B 110 03	110 x 1"	30			
550B 110 04	110 x 1¼"	30			
550B 110 05	110 x 1½"	30			
550B 110 06	110 x 2"	25			
550B 110 08	110 x 3"	24			
550B 125 02	125 x ¾"	30			
550B 125 03	125 x 1"	30			
550B 125 04	125 x 1¼"	30			
550B 125 05	125 x 1½"	30			
550B 125 06	125 x 2"	30			

No. 550C



Saddle Double with
Metal Ring -
"O" Ring Seal

Code	Size	Packing (Pieces)			
	mm x in	Box	Bag		
550C 450 01	50 x ½"	40			
550C 450 02	50 x ¾"	30			
550C 450 03	50 x 1"	30			
550C 450 04	50 x 1¼"	25			
550C 463 01	63 x ½"	40			
550C 463 02	63 x ¾"	40			
550C 463 03	63 x 1"	40			
550C 463 04	63 x 1¼"	30			
550C 463 05	63 x 1½"	30			
550C 075 01	75 x ½"	50			
550C 075 02	75 x ¾"	50			
550C 075 03	75 x 1"	50			
550C 075 04	75 x 1¼"	50			
550C 075 05	75 x 1½"	50			
550C 075 06	75 x 2"	40			
550C 090 01	90 x ½"	50			
550C 090 02	90 x ¾"	50			
550C 090 03	90 x 1"	25			
550C 090 04	90 x 1¼"	50			
550C 090 05	90 x 1½"	40			
550C 090 06	90 x 2"	30			
550C 110 01	110 x ½"	25			
550C 110 02	110 x ¾"	25			
550C 110 03	110 x 1"	25			
550C 110 04	110 x 1¼"	25			
550C 110 05	110 x 1½"	25			
550C 110 06	110 x 2"	20			
550C 110 08	110 x 3"	15			
550C 125 02	125 x ¾"	15			
550C 125 03	125 x 1"	15			
550C 125 04	125 x 1¼"	15			
550C 125 05	125 x 1½"	15			
550C 125 06	125 x 2"	15			

No. 550T



Saddle Simple - Metal
Ring & SS Bolts/Nuts -
"O" Ring Seal

Code	Size	Packing (Pieces)			
	mm x in	Box	Bag		
550T 450 01	50 x ½"	100			
550T 450 02	50 x ¾"	100			
550T 450 03	50 x 1"	100			
550T 450 04	50 x 1¼"	100			
550T 463 01	63 x ½"	80			
550T 463 02	63 x ¾"	80			
550T 463 03	63 x 1"	80			
550T 463 04	63 x 1¼"	70			
550T 463 05	63 x 1½"	70			
550T 075 01	75 x ½"	65			
550T 075 02	75 x ¾"	65			
550T 075 03	75 x 1"	65			
550T 075 04	75 x 1¼"	60			
550T 075 05	75 x 1½"	60			
550T 075 06	75 x 2"	60			
550T 090 01	90 x ½"	45			
550T 090 02	90 x ¾"	40			
550T 090 03	90 x 1"	40			
550T 090 04	90 x 1¼"	40			
550T 090 05	90 x 1½"	35			
550T 090 06	90 x 2"	35			
550T 110 01	110 x ½"	30			
550T 110 02	110 x ¾"	30			
550T 110 03	110 x 1"	30			
550T 110 04	110 x 1¼"	30			
550T 110 05	110 x 1½"	30			
550T 110 06	110 x 2"	25			
550T 110 08	110 x 3"	24			
550T 125 02	125 x ¾"	30			
550T 125 03	125 x 1"	30			
550T 125 04	125 x 1¼"	30			
550T 125 05	125 x 1½"	30			
550T 125 06	125 x 2"	30			



With 4 Bolts & Nuts

No. 550F



Saddle Simple - Flat Seal

Code	Size	Packing (Pieces)			
	mm x in	Box	Bag		
550F 450 01	50 x ½"	100			
550F 450 02	50 x ¾"	100			
550F 450 03	50 x 1"	100			
550F 463 01	63 x ½"	80			
550F 463 02	63 x ¾"	80			
550F 463 03	63 x 1"	80			
550F 075 01	75 x ½"	65			
550F 075 02	75 x ¾"	65			
550F 075 03	75 x 1"	65			
550F 090 01	90 x ½"	45			
550F 090 02	90 x ¾"	40			
550F 090 03	90 x 1"	40			
550F 110 01	110 x ½"	30			
550F 110 02	110 x ¾"	30			
550F 110 03	110 x 1"	30			

No. 550H



Saddle Simple - Metal Ring & SS Bolts/Nuts - Flat Seal

Code	Size	Packing (Pieces)			
	mm x in	Box	Bag		
550H 450 01	50 x ½"	100			
550H 450 02	50 x ¾"	100			
550H 450 03	50 x 1"	100			
550H 463 01	63 x ½"	80			
550H 463 02	63 x ¾"	80			
550H 463 03	63 x 1"	80			
550H 075 01	75 x ½"	65			
550H 075 02	75 x ¾"	65			
550H 075 03	75 x 1"	65			
550H 090 01	90 x ½"	45			
550H 090 02	90 x ¾"	40			
550H 090 03	90 x 1"	40			
550H 110 01	110 x ½"	30			
550H 110 02	110 x ¾"	30			
550H 110 03	110 x 1"	30			





No. 550



Saddle Simple - "O" Ring Seal

Code	Size	Packing (Pieces)			
	mm x in	Box	Bag		
550 0140 02	140 x ¾"	24			
550 0140 03	140 x 1"	24			
550 0140 04	140 x 1¼"	24			
550 0140 05	140 x 1½"	24			
550 0140 06	140 x 2"	24			
550 0160 02	160 x ¾"	24			
550 0160 03	160 x 1"	24			
550 0160 04	160 x 1¼"	24			
550 0160 05	160 x 1½"	24			
550 0160 06	160 x 2"	24			
550 0200 02	200 x ¾"	10			
550 0200 03	200 x 1"	10			
550 0200 04	200 x 1¼"	10			
550 0200 05	200 x 1½"	10			
550 0200 06	200 x 2"	10			

No. 550B



Saddle Simple with Metal Ring - "O" Ring Seal

Code	Size	Packing (Pieces)			
	mm x in	Box	Bag		
550B 125 08	125 x 3"	20			
550B 140 02	140 x ¾"	24			
550B 140 03	140 x 1"	24			
550B 140 04	140 x 1¼"	24			
550B 140 05	140 x 1½"	24			
550B 140 06	140 x 2"	24			
550B 160 02	160 x ¾"	24			
550B 160 03	160 x 1"	24			
550B 160 04	160 x 1¼"	24			
550B 160 05	160 x 1½"	24			
550B 160 06	160 x 2"	24			
550B 160 08	160 x 3"	16			
550B 160 09	160 x 4"	16			
550B 200 02	200 x ¾"	10			
550B 200 03	200 x 1"	10			
550B 200 04	200 x 1¼"	10			
550B 200 05	200 x 1½"	10			
550B 200 06	200 x 2"	10			
550B 200 08	200 x 3"	10			
550B 200 09	200 x 4"	10			
550B 225 06	225 x 2"	3			
550B 225 08	225 x 3"	3			
550B 225 09	225 x 4"	3			
550B 250 06	250 x 2"	8			
550B 250 07	250 x 2½"	8			
550B 250 08	250 x 3"	8			
550B 250 09	250 x 4"	8			
550B 315 06	315 x 2"	5			
550B 315 07	315 x 2½"	5			
550B 315 08	315 x 3"	5			
550B 315 09	315 x 4"	5			

No. 550A



Saddle Double - "O" Ring Seal

Code	Size	Packing (Pieces)			
	mm x in	Box	Bag		
550A 140 02	140 x ¾"	25			
550A 140 03	140 x 1"	25			
550A 140 04	140 x 1¼"	25			
550A 140 05	140 x 1½"	25			
550A 140 06	140 x 2"	25			
550A 160 02	160 x ¾"	15			
550A 160 03	160 x 1"	15			
550A 160 04	160 x 1¼"	15			
550A 160 05	160 x 1½"	15			
550A 160 06	160 x 2"	15			
550A 200 02	200 x ¾"	8			
550A 200 03	200 x 1"	8			
550A 200 04	200 x 1¼"	8			
550A 200 05	200 x 1½"	8			
550A 200 06	200 x 2"	8			



With 6 Bolts & Nuts - Tool

No. 550C



Saddle Double with Metal Ring - "O" Ring Seal

Code	Size	Packing (Pieces)			
	mm x in	Box	Bag		
550C 125 08	125 x 3"	10			
550C 140 02	140 x ¾"	15			
550C 140 03	140 x 1"	15			
550C 140 04	140 x 1¼"	15			
550C 140 05	140 x 1½"	15			
550C 140 06	140 x 2"	15			
550C 160 02	160 x ¾"	25			
550C 160 03	160 x 1"	15			
550C 160 04	160 x 1¼"	20			
550C 160 05	160 x 1½"	25			
550C 160 06	160 x 2"	25			
550C 160 08	160 x 3"	10			
550C 160 09	160 x 4"	10			
550C 200 02	200 x ¾"	8			
550C 200 03	200 x 1"	8			
550C 200 04	200 x 1¼"	8			
550C 200 05	200 x 1½"	8			
550C 200 06	200 x 2"	8			
550C 200 08	200 x 3"	8			
550C 200 09	200 x 4"	8			

No. 550T



Saddle Simple - Metal Ring & SS Bolts/Nuts - "O" Ring Seal

Code	Size	Packing (Pieces)			
	mm x in	Box	Bag		
550T 125 08	125 x 3"	20			
550T 140 02	140 x ¾"	24			
550T 140 03	140 x 1"	24			
550T 140 04	140 x 1¼"	24			
550T 140 05	140 x 1½"	24			
550T 140 06	140 x 2"	24			
550T 160 02	160 x ¾"	24			
550T 160 03	160 x 1"	24			
550T 160 04	160 x 1¼"	24			
550T 160 05	160 x 1½"	24			
550T 160 06	160 x 2"	24			
550T 160 08	160 x 3"	16			
550T 160 09	160 x 4"	16			
550T 200 02	200 x ¾"	10			
550T 200 03	200 x 1"	10			
550T 200 04	200 x 1¼"	10			
550T 200 05	200 x 1½"	10			
550T 200 06	200 x 2"	10			
550T 200 08	200 x 3"	10			
550T 200 09	200 x 4"	10			
550T 225 06	225 x 2"	3			
550T 225 08	225 x 3"	3			
550T 225 09	225 x 4"	3			
550T 250 06	250 x 2"	8			
550T 250 07	250 x 2½"	8			
550T 250 08	250 x 3"	8			
550T 250 09	250 x 4"	8			
550T 315 06	315 x 2"	5			
550T 315 07	315 x 2½"	5			
550T 315 08	315 x 3"	5			
550T 315 09	315 x 4"	5			

No. 814



Mounting Tool

Code	Size	Packing (Pieces)			
	in	Box	Bag		
814 0000 01	½"	400			
814 0000 02	¾"	350			
814 0000 03	1"	300			



Light-Weight Fittings

Description: Light-weight fittings for irrigation networks and low-pressure conveyance of water.

Range: Barbed series from Ø 16mm up to Ø 25mm, threaded series from Ø ½” up to Ø 1”

Pressure Rating: 6 bar at 20°C
* For other working temperatures please refer to the company

Materials: Polyacetal or Polypropylene copolymer PP-B
The fittings are suitable for use in potable water supply systems
The fittings are suitable for exposure to sunlight (UV) with excellent chemical resistance

Products Configuration:

Delivery Side		Without Rubber		Source Side	
PP Barbed			Take Off		Threaded
Acetal Barbed			Offtake		Lay Flat
Safety			Small Grommet		<u>Rubber Sizes</u> 8 mm 10 mm 12 mm
Dripline			Large Grommet		
Tape					


Refer to the technical manual for specific data sheets



D Light-Weight Fittings

Barbed




No. 661  **Coupling Barbed**

Code	Size	Packing (Pieces)		
	mm	Box	Bag	
661 0016 16	16	1.500		•
661 0017 17	17	1.500		•
661 0020 20	20	1.000		•
661 0025 25	25	800		•
661 0032 32	32	700		•

No. 661  **Coupling Barbed Brown**


Code	Size	Packing (Pieces)		
	mm	Box	Bag	
661 0716 16	16	1.500		•
661 0717 17	17	1.500		•

No. 662  **Elbow Barbed**

Code	Size	Packing (Pieces)		
	mm	Box	Bag	
662 0016 16	16	1.200		•
662 0020 20	20	1.000		•
662 0025 25	25	500		•
662 0032 32	32	500		•

No. 662  **Elbow Barbed Brown**


Code	Size	Packing (Pieces)		
	mm	Box	Bag	
662 0716 16	16	1.500		•
662 0717 17	17	1.500		•

No. 663  **Tee Barbed**


Code	Size	Packing (Pieces)		
	mm	Box	Bag	
663 0016 16	16	800		•
663 0020 20	20	600		•
663 0025 25	25	300		•

No. 663  **Tee Barbed Brown**

Code	Size	Packing (Pieces)		
	mm	Box	Bag	
663 0716 16	16	1.500		•
663 0717 17	17	1.500		•

No. 663A  **Tee Reducing Barbed**

Code	Size	Packing (Pieces)		
	mm x mm x mm	Box	Bag	
663A 016 20	16 x 20 x 16	800		•
663A 020 16	20 x 16 x 20	600		•
663A 025 16	25 x 16 x 25	400		•
663A 025 20	25 x 20 x 25	300		•

No. 664  **Tee Male Barbed**

Code	Size	Packing (Pieces)		
	mm x in x mm	Box	Bag	
664 0016 01	16 x 1/2" x 16	600		•
664 0016 02	16 x 3/4" x 16	600		•
664 0016 22	16 x 1/4" x 16	800		•
664 0020 01	20 x 1/2" x 20	500		•
664 0020 02	20 x 3/4" x 20	600		•
664 0025 02	25 x 3/4" x 25	375		•
664 0025 03	25 x 1" x 25	350		•

Note: • Small box (Half size)



Light-Weight Fittings

D

Barbed

No. 660



Adaptor Male Barbed

Code	Size	Packing (Pieces)			
	mm x in	Box	Bag		
660 0016 01	16 x 1/2"	1.800			•
660 0016 02	16 x 3/4"	1.000			•
660 0020 01	20 x 1/2"	1.250			•
660 0020 02	20 x 3/4"	1.000			•
660 0025 02	25 x 3/4"	800			•
660 0032 02	32 x 3/4"	800			•
660 0032 03	32 x 1"				•

No. 662A



Elbow Male Barbed

Code	Size	Packing (Pieces)			
	mm x in	Box	Bag		
662A 016 01	16 x 1/2"	1.200			•
662A 016 02	16 x 3/4"	1.000			•
662A 020 01	20 x 1/2"	1.000			•
662A 020 02	20 x 3/4"	800			•

No. 660B



End Plug Barbed

Code	Size	Packing (Pieces)			
	mm	Box	Bag		
660B 000 16	16	2.700			•
660B 000 20	20	2.000			•
660B 000 25	25				•

No. 548



Double Ring

Code	Size	Packing (Pieces)			
	mm	Box	Bag		
548 0000 16	16	2.200			•
548 0000 20	20	2.000			•
548 0000 25	25	1.000			•

No. 660C



End Plug Flushing Barbed

Code	Size	Packing (Pieces)			
	mm x in	Box	Bag		
660C 016 02	16 x 3/4"	1.000			•
660C 020 02	20 x 3/4"	1.000			•
660C 025 02	25 x 3/4"	750			•
660C 032 02	32 x 3/4"	500			•

No. 661A



Coupling Reducing Barbed

Code	Size	Packing (Pieces)			
	mm x mm	Box	Bag		
661A 020 16	20 x 16	1.500			•
661A 025 16	25 x 16	1.000			•
661A 025 20	25 x 20	1.000			•

No. 665A



Take Off Barbed

Code	Size	Packing (Pieces)			
	mm x mm	Box	Bag		
665A 010 16	10 • 16	3.000			•
665A 010 20	10 • 20	1.500			•

No. 665



Take Off with Rubber Barbed

Code	Size	Packing (Pieces)			
	mm x mm	Box	Bag		
665 0010 16	10 • 16	2.500			•
665 0010 20	10 • 20	2.500			•

D Light-Weight Fittings

Barbed



No. 668



Offtake Barbed

Code	Size	Packing (Pieces)		
	mm x mm	Box	Bag	
668 0000 16	8 • 16	1.000		•
668 0000 20	8 • 20	1.000		•

No. 668A



Offtake with Rubber Barbed

Code	Size	Packing (Pieces)		
	mm x mm	Box	Bag	
668A 000 16	8 • 16	1.000		•
668A 000 20	8 • 20	800		•



No. 667



Gromet with Rubber Barbed

Code	Size	Packing (Pieces)		
	mm x mm	Box	Bag	
667 0008 16	8 • 16	2.000		•
667 0008 20	8 • 20	1.500		•
667 0012 16	12 • 16	1.400		•
667 0012 20	12 • 20	1.500		•

No. 666



Multi Outlets Barbed x 3/4" Male

Code	Size	Packing (Pieces)		
	No - in x mm	Box	Bag	
666 0202 16	2 - 3/4" x 16	400		•
666 0202 20	2 - 3/4" x 20	300		•
666 0203 16	3 - 3/4" x 16	300		•
666 0203 20	3 - 3/4" x 20	250		•

No. 666A



Multi Outlets Barbed x 1" Female

Code	Size	Packing (Pieces)		
	No - in x mm	Box	Bag	
666A 303 16	3 - 1" x 16	600		•
666A 303 20	3 - 1" x 20	400		•
666A 304 16	4 - 1" x 16	250		•
666A 304 20	4 - 1" x 20	250		•
666A 306 16	6 - 1" x 16	350		•
666A 306 20	6 - 1" x 20	300		•
666A 3X4 16	4X - 1" x 16	400		•
666A 3X4 20	4X - 1" x 20	300		•

No. 816



Clip

Code	Size	Packing (Pieces)		
	mm	Box	Bag	
816 0000 16	16	3.000		•
816 0000 20	20	1.500		•

Note: • Small box (Half size)



No. 640



Adaptor Male Safety

Code	Size	Packing (Pieces)			
	mm x in	Box	Bag		
640 0016 01	16 x ½"	1.750			•
640 0016 02	16 x ¾"	1.200			•
640 0020 01	20 x ½"	1.300			•
640 0020 02	20 x ¾"	1.100			•

No. 641



Coupling Safety

Code	Size	Packing (Pieces)			
	mm	Box	Bag		
641 0016 16	16	2.000			•
641 0020 20	20	1.250			•

No. 642A



Elbow Male Safety

Code	Size	Packing (Pieces)			
	mm x in	Box	Bag		
642A 016 01	16 x ½"	1.000			•
642A 016 02	16 x ¾"	1.200			•
642A 020 01	20 x ½"	1.000			•
642A 020 02	20 x ¾"	1.000			•

No. 644



Tee Male Safety

Code	Size	Packing (Pieces)			
	mm x in x mm	Box	Bag		
644 0016 01	16 x ½" x 16	1.500			•
644 0016 02	16 x ¾" x 16	600			•
644 0020 01	20 x ½" x 20	1.000			•
644 0020 02	20 x ¾" x 20	500			•

No. 643



Tee Safety

Code	Size	Packing (Pieces)			
	mm	Box	Bag		
643 0016 16	16	800			•
643 0020 20	20	600			•

No. 243A



Tee Reducing Safety

Code	Size	Packing (Pieces)			
	mm x mm x mm	Box	Bag		
243A 016 20	16 x 20 x 16	1.000			•
243A 020 16	20 x 16 x 20	1.000			•

No. 649



Offtake Safety

Code	Size	Packing (Pieces)			
	mm x mm	Box	Bag		
649 0000 16	8 • 16	2.500			•
649 0000 20	8 • 20	2.500			•

No. 649A



Offtake with Rubber Safety

Code	Size	Packing (Pieces)			
	mm x mm	Box	Bag		
649A 000 16	8 • 16	2.500			•
649A 000 20	8 • 20	2.500			•

D Light-Weight Fittings

for Driplines



No. 680



Adaptor Male Dripline

Code	Size	Packing (Pieces)			
	mm x in	Box	Bag		
680 0016 01	16 x ½"	950			•
680 0016 02	16 x ¾"	600			•
680 0020 01	20 x ½"	650			•
680 0020 02	20 x ¾"	650			•

No. 680



Adaptor Barbed Dripline

Code	Size	Packing (Pieces)			
	mm x mm	Box	Bag		
680 0016 16	16 x 16D	900			•
680 0020 16	20 x 16D	750			•
680 0020 20	20 x 20D	500			•

No. 682A



Elbow Male Dripline

Code	Size	Packing (Pieces)			
	mm x in	Box	Bag		
682A 016 01	16 x ½"	750			•
682A 016 02	16 x ¾"	750			•
682A 020 01	20 x ½"	500			•
682A 020 02	20 x ¾"	500			•

No. 680B



Plug Dripline

Code	Size	Packing (Pieces)			
	mm	Box	Bag		
680B 000 16	16	1.000			•
680B 000 20	20	500			•

No. 681



Coupling Dripline

Code	Size	Packing (Pieces)			
	mm x mm	Box	Bag		
681 0016 16	16 x 16	650			•
681 0020 20	20 x 20	400			•

No. 687



Gromet with Rubber Dripline

Code	Size	Packing (Pieces)			
	mm x mm	Box	Bag		
687 0008 16	8 • 16	2.000			•
687 0008 20	8 • 20	1.000			•

No. 687A



Gromet Dripline

Code	Size	Packing (Pieces)			
	mm x mm	Box	Bag		
687A 008 16	8 • 16	1.000			•
687A 008 20	8 • 20	500			•
687A 012 16	12 • 16	2.000			•
687A 012 20	12 • 20	525			•

Note: • Small box (Half size)



Light-Weight Fittings

D

for Driplines

No. 689



Offtake Dripline

Code	Size	Packing (Pieces)		
	mm x mm	Box	Bag	
689 0000 16	8 • 16	750		•
689 0000 20	8 • 20	500		•

No. 689A



Offtake with Rubber Dripline

Code	Size	Packing (Pieces)		
	mm x mm	Box	Bag	
689A 000 16	8 • 16	750		•
689A 000 20	8 • 20	750		•

No. 686A



Multi Outlets
1" Female x Dripline

Code	Size	Packing (Pieces)		
	No - in x mm	Box	Bag	
686A 303 16	3 - 1" x 16	300		•
686A 303 20	3 - 1" x 20	400		•
686A 304 16	4 - 1" x 16	300		•
686A 304 20	4 - 1" x 20	400		•
686A 306 16	6 - 1" x 16	600		•
686A 306 20	6 - 1" x 20	400		•

NEW

No. 576D



Layflat Starter Dripline

Code	Size	Packing (Pieces)		
	mm - mm	Box	Bag	
576D 000 01 6	10 - 16			•
576D 000 02 0	10 - 20			•



D Light-Weight Fittings

for Drip-Tapes



No. 690



Adaptor Male
x Tape

Code	Size	Packing (Pieces)			
	mm x in	Box	Bag		
690 0017 10	17 x 3/8"	750			•
690 0017 01	17 x 1/2"	1.000			•
690 0017 02	17 x 3/4"	750			•
690 0022 10	22 x 3/8"	500			•
690 0022 02	22 x 3/4"	500			•

No. 690



Adaptor Barbed
x Tape

Code	Size	Packing (Pieces)			
	mm x mm	Box	Bag		
690 0016 17	16 x 17	750			•
690 0020 17	20 x 17	650			•
690 0020 22	20 x 22	450			•

No. 690B



End Plug x Tape

Code	Size	Packing (Pieces)			
	mm	Box	Bag		
690B 000 17	17	900			•
690B 000 22	22	600			•

No. 691



Coupling x Tape

Code	Size	Packing (Pieces)			
	mm x mm	Box	Bag		
691 0017 17	17 x 17	600			•
691 0022 22	22 x 22	400			•

No. 692A



Elbow Male x Tape

Code	Size	Packing (Pieces)			
	mm x in	Box	Bag		
692A 017 01	17 x 1/2"	500			•
692A 017 02	17 x 3/4"	500			•

No. 693



Tee x Tape

Code	Size	Packing (Pieces)			
	mm x mm x mm	Box	Bag		
693 0017 17	17 x 17 x 17	700			•
693 0022 22	22 x 22 x 22	400			•

No. 694



Tee Male x Tape

Code	Size	Packing (Pieces)			
	mm x in x mm	Box	Bag		
694 0017 01	17 x 1/2" x 17	400			•
694 0017 02	17 x 3/4" x 17	700			•
694 0022 01	22 x 1/2" x 22	750			•
694 0022 02	22 x 3/4" x 22	750			•

No. 695



Take Off x Tape

Code	Size	Packing (Pieces)			
	mm x mm	Box	Bag		
695 0000 17	10 • 17	1.000			•
695 0000 22	10 • 22	400			•

Note: • Small box (Half size)



Light-Weight Fittings

D

for Drip-Tapes

No. 697



Gromet with Rubber
x Tape

Code	Size	Packing (Pieces)			
	mm x mm	Box	Bag		
697 0008 17	8 • 17	1.500			•
697 0012 17	12 • 17	1.000			•
697 0012 22	12 • 22	600			•

No. 697A



Gromet x Tape

Code	Size	Packing (Pieces)			
	mm x mm	Box	Bag		
697A 008 17	8 • 17	1.500			•
697A 008 22	8 • 22	750			•

No. 699



Offtake x Tape

Code	Size	Packing (Pieces)			
	mm x mm	Box	Bag		
699 0000 17	8 • 17	800			•
699 0000 22	8 • 22	500			•

No. 699A



Offtake with Rubber
x Tape

Code	Size	Packing (Pieces)			
	mm x mm	Box	Bag		
699A 000 17	8 • 17	700			•
699A 000 22	8 • 22	1.000			•

No. 696A



Multi Outlets 1"
Female x Tape

Code	Size	Packing (Pieces)			
	No - in x mm	Box	Bag		
696A 302 17	2 - 1" x 17	250			•
696A 303 17	3 - 1" x 17	200			•
696A 304 17	4 - 1" x 17	150			•
696A 306 17	6 - 1" x 17	200			•

No. 576



Layflat Starter Female

Code	Size	Packing (Pieces)			
	in	Box	Bag		
576 0000 01	½"	1.000			•
576 0000 02	¾"	1.000			•

No. 576T



Layflat Starter
x Tape

Code	Size	Packing (Pieces)			
	mm	Box	Bag		
576T 000 17	17				•
576T 000 22	22				•

D Light-Weight Fittings

Tools & Spare Rubbers



No. 578



Layflat Cutter

Code	Size	Packing (Pieces)			
	mm	Box	Bag		
578 0000 16	16	1			

No. 924



Puncher & Pusher

Code	Size	Packing (Pieces)			
	mm	Box	Bag		
924 0000 08	8	1			

NEW
No. 578K



Insertion Tool for Layflat Starter

Code	Size	Packing (Pieces)			
		Box	Bag		
578K 000 10					•

No. P766



Rubber

Code	Size	Packing (Pieces)			
	mm	Box	Bag		
P766 A00 00 8	8	1.500			•
P665 000 01 0	10	1.000			•
P766 A00 01 2	12	750			•



Valves

Description: Main line equipment consisting of manual operated ball & mini valves suitable for a wide range of industrial, agricultural and domestic applications as well as other fluid applications

Range: Ball valves - From Ø ¾" up to Ø 4"
Mini valves - Large variety of configurations combining between threaded, barbed, safety, lock, grommet, take off, offtake, dripline, tape, tap, etc.
Patented and new look design

Pressure Rating: Ball valves - (Depending from the model) Up to 16 Bar at 20°C
Mini valves - Up to 4 Bar at 20°C
*Refer to the technical sheets for detailed information


Main Materials: ABS - Wide temperature range, ideal for chilled, condensate and cold water systems
Polypropylene - Tough and durable, ideal for many industrial, agricultural and domestic applications.

Features: Light-weight
Easy to install
Robust
Complete system matching
Complete actuation traceability

The products are suitable for exposure to sunlight (UV) with excellent chemical resistance

Refer to the technical manual for specific data sheets




No. 108F  **Double Union Glued**

Code	Size	Packing (Pieces)			
	mm	Box	Bag		
108F 000 20	20	40			•
108F 000 25	25	40			•
108F 000 32	32	40			•
108F 000 40	40	16			•
108F 000 50	50	16			•
108F 000 63	63	10			•
108F 000 75	75	4			•
108F 000 90	90	3			•
108F 001 10	110	3			•

No. 108G  **Single Union Glued**

Code	Size	Packing (Pieces)			
	mm	Box	Bag		
108G 000 20	20	45			•
108G 000 25	25	50			•
108G 000 32	32	50			•
108G 000 40	40	20			•
108G 000 50	50	20			•
108G 000 63	63	12			•
108G 000 75	75	4			•
108G 000 90	90	3			•
108G 001 10	110	3			•

No. 109T  **Double Union Threaded Female - Female**

Code	Size	Packing (Pieces)			
	in	Box	Bag		
109T 001 01	½"	40			•
109T 002 02	¾"	40			•
109T 003 03	1"	40			•
109T 004 04	1¼"	16			•
109T 005 05	1½"	16			•
109T 006 06	2"	10			•
109T 007 07	2½"	4			•
109T 008 08	3"	3			•

No. 108T  **Single Union Threaded Female - Female**

Code	Size	Packing (Pieces)			
	in	Box	Bag		
108T 001 01	½"	45			•
108T 002 02	¾"	50			•
108T 003 03	1"	50			•
108T 004 04	1¼"	20			•
108T 005 05	1½"	20			•
108T 006 06	2"	12			•
108T 007 07	2½"	4			•
108T 008 08	3"	3			•

No. 108M  **Single Union Threaded Male - Female**

Code	Size	Packing (Pieces)			
	in	Box	Bag		
108M 001 01	½"	45			•
108M 002 02	¾"	50			•
108M 003 03	1"	50			•
108M 004 04	1¼"	20			•
108M 005 05	1½"	20			•
108M 006 06	2"	10			•

Note: • Small box (Half size)

PP & ABS Ball Valves

No. 103M



Single Union Male Thread with Cap

Code	Size	Packing (Pieces)			
	mm x in	Box	Bag		
103M 020 01	20 x ½"	35			•
103M 020 02	20 x ¾"	35			•
103M 025 02	25 x ¾"	40			•
103M 032 03	32 x 1"	40			•
103M 040 04	40 x 1¼"	15			•
103M 050 05	50 x 1½"	15			•
103M 063 06	63 x 2"	7			•

No. 103F



Single Union Female Thread with Cap

Code	Size	Packing (Pieces)			
	mm x in	Box	Bag		
103F 020 01	20 x ½"	35			•
103F 020 02	20 x ¾"	35			•
103F 025 02	25 x ¾"	40			•
103F 032 03	32 x 1"	40			•
103F 040 04	40 x 1¼"	15			•
103F 050 05	50 x 1½"	15			•
103F 063 06	63 x 2"	7			•

No. 104C



Double Union with Caps

Code	Size	Packing (Pieces)			
	mm	Box	Bag		
104C 000 20	20	30			•
104C 000 25	25	30			•
104C 000 32	32	28			•
104C 000 40	40	12			•
104C 000 50	50	10			•
104C 000 63	63	5			•
104C 000 75	75	2			•
104C 000 90	90	1			•

No. 105C



Spring Check Valve with Caps


Code	Size	Packing (Pieces)			
	mm	Box	Bag		
105C 000 16	16	30			•
105C 000 20	20	30			•
105C 000 25	25	34			•
105C 000 32	32	25			•
105C 000 40	40	13			•
105C 000 50	50	11			•
105C 000 63	63	5			•

No. 103



Single Union Threaded Female - Female


Code	Size	Packing (Pieces)			
	in	Box	Bag		
103 F002 02	¾" - PP	150			
103 F003 03	1" - PP	150			
103 0002 02	¾" - ABS	150			
103 0003 03	1" - ABS	150			

No. 120  **Threaded Male**

Code	Size	Packing (Pieces)		
	in x in	Box	Bag	
120 0001 01	½" x ½"	400		•
120 0002 01	¾" x ½"	350		•
120 0002 02	¾" x ¾"	300		•
120 0003 03	1" x 1"	200		•

No. 120B  **Threaded Male x Barb**


Code	Size	Packing (Pieces)		
	in x mm	Box	Bag	
120B 001 26	½" x 16	400		•
120B 001 20	½" x 20	400		•
120B 002 16	¾" x 16	400		•
120B 002 20	¾" x 20	400		•
120B 002 25	¾" x 25	300		•
120B 003 25	1" x 25	300		•

No. 120G  **Threaded Male x Tap Adaptor**

Code	Size	Packing (Pieces)		
	in x mm	Box	Bag	
120G 001 20	½" • 10	400		•
120G 002 10	¾" • 10	250		•

No. 121B  **Barbed**

Code	Size	Packing (Pieces)		
	mm x mm	Box	Bag	
121B 016 16	16 x 16	500		•
121B 020 20	20 x 20	400		•
121B 025 25	25 x 25	300		•

No. 125B  **Take Off Barbed with Rubber**

Code	Size	Packing (Pieces)		
	mm x mm	Box	Bag	
125B 010 16	10 • 16	400		•
125B 010 20	10 • 20	300		•

No. 127B  **Gromet with Rubber**

Code	Size	Packing (Pieces)		
	mm x mm	Box	Bag	
127B 008 16	8 • 16	400		•
127B 008 20	8 • 20	400		•

No. 128B  **Offtake**

Code	Size	Packing (Pieces)		
	mm x mm	Box	Bag	
128B 008 16	8 • 16	400		•
128B 008 20	8 • 20	300		•

No. 129B  **Offtake with Rubber**


Code	Size	Packing (Pieces)		
	mm x mm	Box	Bag	
129B 008 16	8 • 16	400		•
129B 008 20	8 • 20	300		•

Note: • Small box (Half size)

Mini valves Various Configuration (Safety & Lock)

No. 120S  **Threaded Male x Safety**


Code	Size	Packing (Pieces)		
	in x mm	Box	Bag	
120S 001 26	½" x 16	400		•
120S 001 20	½" x 20	400		•
120S 002 16	¾" x 16	400		•
120S 002 20	¾" x 20	500		•
125S 010 16	10 • 16	400		•
125S 010 20	10 • 20	300		•

No. 125S  **Take Off with Rubber x Safety**


Code	Size	Packing (Pieces)		
	mm x mm	Box	Bag	
125S 010 16	10 • 16	400		•
125S 010 20	10 • 20	300		•

No. 127S  **Gromet with Rubber x Safety**

Code	Size	Packing (Pieces)		
	mm x mm	Box	Bag	
127S 008 16	8 • 16	400		•
127S 008 20	8 • 20	300		•

No. 129S  **Offtake with Rubber x safety**


Code	Size	Packing (Pieces)		
	mm x mm	Box	Bag	
129S 008 16	8 • 16	400		•
129S 008 20	8 • 20	300		•

No. 128S  **Offtake x Safety**

Code	Size	Packing (Pieces)		
	mm x mm	Box	Bag	
128S 008 16	8 • 16	400		•
128S 008 20	8 • 20	300		•

No. 120L  **Threaded Male x Lock**


Code	Size	Packing (Pieces)		
	in x mm	Box	Bag	
120L 001 26	½" x 16	200		•
120L 001 20	½" x 20	200		•
120L 002 16	¾" x 16	200		•
120L 002 20	¾" x 20	200		•
120L 003 25	1" x 25	150		•

No. 120L  **Lock x Lock**

Code	Size	Packing (Pieces)		
	mm x mm	Box	Bag	
120L 160 16	16 x 16	175		•
120L 200 20	20 x 20	150		•
120L 250 25	25 x 25	200		•

No. 128L  **Offtake x Lock**


Code	Size	Packing (Pieces)		
	mm x mm	Box	Bag	
128L 008 16	8 • 16	200		•
128L 008 20	8 • 20	200		•

No. 121L  **Barbed x Lock**


Code	Size	Packing (Pieces)		
	mm x mm	Box	Bag	
121L 016 16	16 x 16	200		•
121L 020 20	20 x 20	200		•
121L 025 25	25 x 25	150		•

No. 120D  **Threaded Male x Dripline**


Code	Size	Packing (Pieces)			
	in x mm	Box	Bag		
120D 001 26	½" x 16	400			•
120D 001 20	½" x 20	400			•
120D 002 16	¾" x 16	300			•
120D 002 20	¾" x 20	400			•

NEW  **No. 122D** **Barbed x Dripline**


Code	Size	Packing (Pieces)			
	mm x mm	Box	Bag		
122D 016 16	16 x 16				•
122D 020 16	20 x 16				•
122D 020 20	20 x 20				•

No. 125D  **Take Off with Rubber x Dripline**


Code	Size	Packing (Pieces)			
	mm x mm	Box	Bag		
125D 010 16	10 • 16	400			•
125D 010 20	10 • 20	300			•

No. 127D  **Gromet with Rubber x Dripline**

Code	Size	Packing (Pieces)			
	mm x mm	Box	Bag		
127D 008 16	8 • 16	400			•
127D 008 20	8 • 20	300			•

No. 128D  **Offtake x Dripline**

Code	Size	Packing (Pieces)			
	mm x mm	Box	Bag		
128D 008 16	8 • 16	400			•
128D 008 20	8 • 20	300			•

No. 129D  **Offtake with Rubber x Dripline**

Code	Size	Packing (Pieces)			
	mm x mm	Box	Bag		
129D 008 16	8 • 16	400			•
129D 008 20	8 • 20	300			•

Note: • Small box (Half size)

Mini valves for Drip Tapes - Garden Quick Valve

No. 120T



Threaded Male x Tape

Code	Size	Packing (Pieces)			
	in x mm	Box	Bag		
120T 001 27	3/8" x 17	400			•
120T 002 17	1/2" x 17	300			•
120T 010 17	3/4" x 17	300			•

No. 111T



Tape x Tape

Code	Size	Packing (Pieces)			
	mm x mm	Box	Bag		
111T 017 17	17 x 17	300			•
111T 022 22	22 x 22	200			•

No. 122T

NEW



Barbed x Tape

Code	Size	Packing (Pieces)			
	mm x mm	Box	Bag		
122T 016 17	16 x 17	400			•
122T 020 17	20 x 17	400			•
122T 020 22	20 x 22	400			•

No. 115T



Take Off with Rubber x Tape

Code	Size	Packing (Pieces)			
	mm x mm	Box	Bag		
115T 010 17	10 • 17	400			•
115T 010 22	10 • 22	300			•

No. 118T



Offtake x Tape

Code	Size	Packing (Pieces)			
	mm x mm	Box	Bag		
118T 008 17	8 • 17	300			•

No. 119T



Offtake with Rubber x Tape

Code	Size	Packing (Pieces)			
	mm x mm	Box	Bag		
119T 008 17	8 • 17	300			•

No. 117T



Gromet with Rubber x Tape

Code	Size	Packing (Pieces)			
	mm x mm	Box	Bag		
117T 008 17	8 • 17	300			•
117T 008 22	8 • 22	200			•


No. 105V




Quick Coupling (Garden) Valve

Code	Size	Packing (Pieces)			
	in	Box	Bag		
105V 002 02	3/4"	400			
105V K02 02	3/4" - Key	300			




No. 101  **Gate Valve Threaded Female**


Code	Size	Packing (Pieces)			
	in	Box	Bag		
101 0001 01	½"	100			
101 0002 02	¾"	100			
101 0003 03	1"	100			
101 0004 04	1¼"	70			
101 0005 05	1½"	70			
101 0006 06	2"	25			
101 0007 07	2½"	20			
101 0008 08	3"	10			
101 0009 09	4"	7			

No. 102  **Ball Valve Threaded Female**


Code	Size	Packing (Pieces)			
	in	Box	Bag		
102 0001 01	½"	200			
102 0002 02	¾"	80			
102 0003 03	1"	100			
102 0004 04	1¼"	50			
102 0005 05	1½"	25			
102 0006 06	2"	20			
102 0007 07	2½"	10			
102 0008 08	3"	10			
102 0009 09	4"	5			

No. 106  **Ball Valve Threaded Male x Female**


Code	Size	Packing (Pieces)			
	in	Box	Bag		
106 0001 01	½"	150			
106 0002 02	¾"	100			
106 0003 03	1"	100			
106 0004 04	1¼"	80			
106 0005 05	1½"	80			

No. 104  **Tap Valve**

Code	Size	Packing (Pieces)			
	in	Box	Bag		
104 0000 01	½"	30			
104 0000 02	¾"	20			
104 0000 03	1"	15			
104 001K EY	½" Key				

No. 962  **Spring Check Valve**

Code	Size	Packing (Pieces)			
	in	Box	Bag		
962 0000 01	½"				
962 0000 02	¾"				
962 0000 03	1"				
962 0000 04	1¼"				
962 0000 05	1½"				
962 0000 06	2"				
962 0000 07	2½"				
962 0000 08	3"				
962 0000 09	4"				

No. 962A  **Screen Check Valve**

Code	Size	Packing (Pieces)			
	in	Box	Bag		
962A 000 01	½"				
962A 000 02	¾"				
962A 000 03	1"				
962A 000 04	1¼"				
962A 000 05	1½"				
962A 000 06	2"				
962A 000 07	2½"				
962A 000 08	3"				
962A 000 09	4"				

Note: • Small box (Half size)



Brass Valves & Other

No. 963



Gate Check Valve

Code	Size	Packing (Pieces)			
	in	Box	Bag		
963 0000 01	½"				
963 0000 02	¾"				
963 0000 03	1"				
963 0000 04	1¼"				
963 0000 05	1½"				
963 0000 06	2"				
963 0000 07	2½"				
963 0000 08	3"				
963 0000 09	4"				

No. 213A



Safety Valve

Code	Size	Packing (Pieces)			
	in	Box	Bag		
213A 001 01	½"				
213A 002 02	¾"				
213A 003 03	1"				
213A 004 04	1¼"				
213A 005 05	1½"				
213A 006 06	2"				

No. 107



Pressure Regulator

Code	Size	Packing (Pieces)			
	in	Box	Bag		
107 0002 02	¾"				
107 0003 03	1"				
107 0005 05	1½"				
107 0006 06	2"				
107P 002 02	¾" - Plastic				

No. 961



Screen

Code	Size	Packing (Pieces)			
	in	Box	Bag		
961 0000 01	½"				
961 0000 02	¾"				
961 0000 03	1"				
961 0000 04	1¼"				
961 0000 05	1½"				
961 0000 06	2"				
961 0000 07	2½"				
961 0000 08	3"				
961 0000 09	4"				

No. 961P



Air Valve

Code	Size	Packing (Pieces)			
	in	Box	Bag		
961P 000 03	1"	30			
961P 000 06	2"	20			

No. 414



Water Meters Threaded

Code	Size	Packing (Pieces)			
	in - m3/h	Box	Bag		
414 0010 1C	½" - C - 3 m3/h	1			
414 0010 1I	½" - I - 3 m3/h	1			
414 0020 2C	¾" - C - 5 m3/h	1			
414 0020 2I	¾" - I - 5 m3/h	1			
414 0030 3C	1" - C - 5 m3/h	1			
414 0030 3I	1" - I - 5 m3/h	1			
414 0040 4C	1¼" - C - 10 m3/h	1			
414 0040 4I	1¼" - I - 10 m3/h	1			
414 0060 6C	2" - C - 40 m3/h	1			
414 0060 6I	2" - I - 40 m3/h	1			

No. 415



Water Meters Flanged

Code	Size	Packing (Pieces)			
	in - m3/h	Box	Bag		
415 0060 6C	2" - C - 30 m3/h	1			
415 0070 7I	2½" - I - 60 m3/h	1			
415 0080 8I	3" - I - 80 m3/h	1			
415 0080 8C	3" - C - 80 m3/h	1			
415 0090 9I	4" - I - 80 m3/h	1			
415 0090 9C	4" - C - 80 m3/h	1			

No. 416



Water Meters Automatic

Code	Size	Packing (Pieces)			
	in - m3/h	Box	Bag		
416 0005 05	1½" - I - 15 m3/h	1			
416 0006 06	2" - I - 25 m3/h	1			
416 0008 08	3" - I - 65 m3/h	1			

No. 417



Pressure Gauge 0 -10 Bar

Code	Size	Packing (Pieces)			
	Type	Box	Bag		
417 0000 0S	Simple	100			
417 0000 0G	Glycerine	50			

No. 418



Pressure Gauge Base

Code	Size	Packing (Pieces)			
		Box	Bag		
418 0000 0P	Plastic	30			
418 0000 00	Metal	20			

No. 419



Pressure Gauge Needle

Code	Size	Packing (Pieces)			
		Box	Bag		
419 0002 11	¾" x ¼"				
419 0011 00	¼" x Needle				

Note: • Small box (Half size)



Filters & Dosers

Description: Water filtration elements for agricultural, industrial and domestic applications

Range: Threads: ¾" up to 3"
Filtration: 80 - 150 mesh
Flow rate: 5-20 m³/h

Pressure Rating: Maximum working pressure 8 bar at 20°C

Materials: *Body, Cap, Spine, Disc:* Polypropylene
Screen: Stainless Steel
"O"-Ring: NBR70

Filters are suitable for exposure to sunlight (UV) with excellent chemical resistance

Feature: Easy maintenance
Chemical & Fertilizers resistance

Refer to the technical manual for specific data sheets





No. 441



Screen Filter No. 1

Code	Size	Packing (Pieces)	
	in - mesh	Box	Bag
441 002 080	¾" - 80	100	
441 002 120	¾" - 120	70	
441 002 150	¾" - 150	100	
441 003 080	1" - 80	100	
441 003 120	1" - 120	70	
441 003 150	1" - 150	100	

No. 442



Screen Filter No. 2

Code	Size	Packing (Pieces)	
	in - mesh	Box	Bag
442 002 080	¾" - 80	50	
442 002 120	¾" - 120	50	
442 002 150	¾" - 150	50	
442 003 080	1" - 80	50	
442 003 120	1" - 120	50	
442 003 150	1" - 150	50	
With Mini Valve			
442 A02 080	¾" - 80	50	
442 A02 120	¾" - 120	50	
442 A02 150	¾" - 150	50	
442 A03 080	1" - 80	50	
442 A03 120	1" - 120	50	
442 A03 150	1" - 150	50	
With Plug			
442 B02 080	¾" - 80	50	
442 B02 120	¾" - 120	50	
442 B02 150	¾" - 150	50	
442 B03 080	1" - 80	50	
442 B03 120	1" - 120	50	
442 B03 150	1" - 150	50	

No. 453



Screen Filter No. 3

Code	Size	Packing (Pieces)	
	in - mesh	Box	Bag
453 002 060	¾" - 60	100	
453 002 080	¾" - 80	100	
453 002 120	¾" - 120	100	
453 002 150	¾" - 150	100	
With Mini Valve			
453 A02 060	¾" - 60	100	
453 A02 080	¾" - 80	100	
453 A02 120	¾" - 120	50	
With Plug			
453 B02 060	¾" - 60	100	
453 B02 080	¾" - 80	100	
453 B02 120	¾" - 120	100	

No. 454



Screen Filter No. 4

Code	Size	Packing (Pieces)	
	in - mesh	Box	Bag
454 003 060	1" - 60	40	
454 003 080	1" - 80	40	
454 003 120	1" - 120	40	
454 003 150	1" - 150	40	

Note: • Small box (Half size)



No. 455



Screen Filter No. 5

Code	Size	Packing (Pieces)			
	in - mesh	Box	Bag		
455 004 060	1¼" - 60	25			
455 004 080	1¼" - 80	25			
455 004 120	1¼" - 120	25			
455 005 060	1½" - 60	25			
455 005 080	1½" - 80	25			
455 005 120	1½" - 120	25			
With Mini Valve					
455 A04 060	1¼" - 60	25			
455 A04 080	1¼" - 80	25			
455 A04 120	1¼" - 120	25			
455 A05 060	1½" - 60	25			
455 A05 080	1½" - 80	25			
455 A05 120	1½" - 120	25			
With Plug					
455 B04 060	1¼" - 60	25			
455 B04 080	1¼" - 80	25			
455 B04 120	1¼" - 120	25			
455 B05 060	1½" - 60	25			
455 B05 080	1½" - 80	25			
455 B05 120	1½" - 120	25			

No. 552



Screen Filter No. 5 with Plug

Code	Size	Packing (Pieces)			
	in - mesh	Box	Bag		
552 000 606	2" - 80	10			
552 120 606	2" - 120	10			

No. 410



Disc Filter Vertical

Code	Size	Packing (Pieces)			
	in - mesh	Box	Bag		
410 080 606	2" - 80	1			
410 120 606	2" - 120	1			
410 080 808	3" - 80	1			
410 120 808	3" - 120	1			

No. 461



Disc Filter No. 1

Code	Size	Packing (Pieces)			
	in - mesh	Box	Bag		
461 002 080	¾" - 80	40			
461 002 120	¾" - 120	50			
461 003 080	1" - 80	40			
461 003 120	1" - 120	75			

No. 462



Disc Filter No. 2

Code	Size	Packing (Pieces)			
	in - mesh	Box	Bag		
462 002 080	¾" - 80	50			
462 002 120	¾" - 120	50			
462 003 080	1" - 80	50			
462 003 120	1" - 120	50			



No. 553



Screen Vertical

Code	Size	Packing (Pieces)	
	in - m ³ /h	Box	Bag
553 000 606	2" - 30	1	
553 000 707	2" - 38	1	
553 000 808	2½" - 45	1	
553 000 909	3" - 80	1	

No. 553



Screen Horizontal

Code	Size	Packing (Pieces)	
	in - m ³ /h	Box	Bag
553 A00 606	2" - 30	1	
553 A00 707	2½" - 38	1	
553 A00 808	3" - 45	1	
553 A00 909	4" - 80	1	

No. 411



Screen Semi Automatic

Code	Size	Packing (Pieces)	
	in - m ³ /h	Box	Bag
411 006 06E	2" - 30	1	
411 007 07E	2½" - 35	1	
411 008 08E	3" - 40	1	
411 009 09E	4" - 66	1	

No. 411



Screen with Brush Semi Automatic

Code	Size	Packing (Pieces)	
	in - m ³ /h	Box	Bag
411 120 08 BR	3" - 40	1	
411 120 09 BR	4" - 66	1	

No. 553



Disc Horizontal

Code	Size	Packing (Pieces)	
	in - m ³ /h	Box	Bag
553 B00 606	2" - 25	1	
553 B00 808	3" - 50	1	
553 B00 909	4" - 75	1	

No. 412



Gravel

Code	Size	Packing (Pieces)	
	in - m ³ /h	Box	Bag
412 000 006	2" - 17	1	
412 000 008	3" - 23	1	

No. 413



Hydrocyclone

Code	Size	Packing (Pieces)	
	in - m ³ /h	Box	Bag
413 000 202	¾" - 3 to 5	1	
413 000 303	1" - 5 to 12	1	
413 000 505	1½" - 10 to 16	1	
413 000 606	2" - 15 to 25	1	
413 000 707	2½" - 20 to 35	1	
413 000 808	3" - 30 to 50	1	
413 000 909	4" - 50 to 80	1	

No. 193



Fertilizer Tank Vertical

Code	Size	Packing (Pieces)	
	Liters	Box	Bag
193 000 090	90	1	
193 000 120	120	1	
193 000 220	220	1	



Venturi Injectors & Spare Cartridges

No. 190



Venturi Injector

Code	Size	Packing (Pieces)			
	in	Box	Bag		
190 B00 202	¾" - Body	10			
190 B00 303	1" - Body	10			
190 BC0 202	¾" - Complete Set	10			
190 BC0 303	1" - Complete Set	10			



Complete Set Includes:

Injector Body, Suction Tube, Check Valve, 2 Ball Valves, Male Adaptors, Nipples, Pieces of Pe Hoses to connect the set in the main system

No. 441



Screen Spare

Code	Size	Packing (Pieces)			
	No. - Mesh	Box	Bag		
441 S00 080	No. 1 - 80				
441 S00 120	No. 1 - 120				
441 S00 150	No. 1 - 150				
442 S00 080	No. 2 - 80				
442 S00 120	No. 2 - 120				
442 S00 150	No. 2 - 150				
453 S00 060	No. 3 - 60				
453 S00 080	No. 3 - 80				
453 S00 120	No. 3 - 120				
453 S00 150	No. 3 - 150				
454 S00 060	No. 4 - 60				
454 S00 080	No. 4 - 80				
454 S00 120	No. 4 - 120				
454 S00 150	No. 4 - 150				
455 S00 060	No. 5 - 60				
455 S00 080	No. 5 - 80				
455 S00 120	No. 5 - 120				

No. 461



Disc Spare

Code	Size	Packing (Pieces)			
	No. - Mesh	Box	Bag		
461 S00 080	No. 1 - 80				
461 S00 120	No. 1 - 120				
462 S00 080	No. 2 - 80				
462 S00 120	No. 2 - 120				

Micro Irrigation

Description: Products and equipment for agricultural, gardening and landscape applications

Pressure Rating: Standard emitters & Bubblers from 0,5 to 2 Bar

Pressure compensated emitters from 0,5 to 4 Bar

Mini-sprinklers & sprayers from 1 to 3 Bar

Sprinklers from 1,5 to 3 Bar

All products are suitable for exposure to sunlight (UV) with excellent chemical resistance

Feature: Easy maintenance

Chemical & Fertilizers resistance

Refer to the technical manual for specific data sheets



No. 555



On-line simple Emitters

Code	Discharge	Packing (Pieces)		
	LPH - Color	Box	Bag	
555 000 004	4 - Green	30.000		•
555 000 007	7 - Black	30.000		•
555 000 011	11 - Red	30.000		•
555 000 000	Plug	10.000		

No. 559



On-line Adjustable Emitters

Code	Discharge	Packing (Pieces)		
	LPH - Model	Box	Bag	
559 000 040	0 - 70 - Standard	10.000		
559 B00 040	0 - 70 - Flaps	10.000		
559 C00 040	0 - 70 - Flaps & Colar	10.000		
559 D00 100	0 - 100 - On Spike	800		

No. 567



On-line simple Emitters

Code	Discharge	Packing (Pieces)		
	LPH - Color	Box	Bag	
567 000 002	2 - Black	5.500		
567 000 003	4 - Grey	5.500		
567 000 004	8 - Blue	5.500		
567 000 016	16 - Yellow	5.500		

No. 530



On-line P.C. Emitters

Code	Discharge	Packing (Pieces)		
	LPH - Color	Box	Bag	
530 000 002	2 - Orange	6.000		
530 000 004	4 - Brown	6.000		
530 000 008	8 - Red	6.000		

No. 563



On-line Adjustable High Flow Emitters

Code	Discharge	Packing (Pieces)		
	LPH - Color	Box	Bag	
563 000 200	0 - 200 - Black	40.000		•
564 000 140	0 - 140 - Yellow	10.000		

No. 910



Bubbler Threaded

Code	Discharge	Packing (Pieces)		
	LPH	Box	Bag	
910 000 000	0 - 500	2.200		•

No. 560



Sprayer Single Piece

Code	Discharge	Packing (Pieces)		
	LPH - Pattern	Box	Bag	
560 000 060	60 - 180°	1.000		•
560 000 090	90 - 180°	1.000		•
560 000 120	120 - 180°	1.000		•
560 A00 060	60 - 360°	1.000		•
560 A00 090	90 - 360°	1.000		•
560 A00 120	120 - 360°	1.000		•

No. 921



Sprayer Mushroom

Code	Discharge	Packing (Pieces)		
	LPH - Color	Box	Bag	
921 000 150	150 - Brown	3.500		
921 000 200	200 - Yellow	3.500		
921 000 250	250 - White	3.500		
921 000 300	300 - Green	3.500		

Note: • Small box (Half size)



Ledra (Pressure Compensated Emitters)

No. 182



Ledra On-line P.C.
Emitters Black Base

Code	Discharge	Packing (Pieces)			
	LPH - Color	Box	Bag		
182 PC0 002	2 - Blue	1.000			
182 PC0 003	3 - Grey	1.000			
182 PC0 004	4 - Black	1.000			
182 PC0 008	8 - Brown	1.000			
182 PC0 025	25 - Green	1.000			

No. 182



Ledra On-line P.C.N.D.
Emitters Green Base

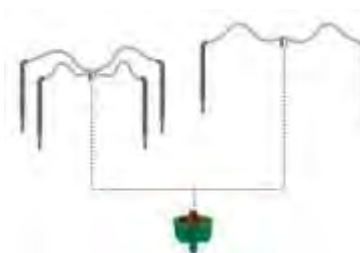
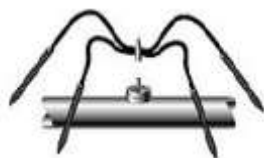
Code	Discharge	Packing (Pieces)			
	LPH - Color	Box	Bag		
182 PCN D02	2 - Blue	1.000			
182 PCN D03	3 - Grey	1.000			
182 PCN D04	4 - Black	1.000			
182 PCN D08	8 - Brown	1.000			

No. 182



Multi-Outlets & Stakes

Code	Size	Packing (Pieces)			
		Box	Bag		
182 T00 000	Tee	1.000			
182 A00 000	Cross	1.000			
182 B00 002	2 LPH	10.000			
182 B00 004	4 LPH	10.000			



No. 702



Foggers SET Radius 1,0 meter

Code	Discharge	Packing (Pieces)			
	LPH	Box	Bag		
702 000 120	7	200			
704 000 028	28	200			



No. 902



Mini Sprinklers Propeller Type

Code	Discharge	Packing (Pieces)			
	LPH - Color	Box	Bag		
902 000 070	70 - Black	3.500			
902 000 120	120 - Red	3.500			
902 000 150	150 - Brown	3.500			
902 000 200	200 - Green	3.500			
902 000 300	300 - Blue	3.500			
Complete Set : Including Wedge, Plunger & Microtube with connectors					
902 08L 070	70 - Black	200			
902 08L 120	120 - Red	200			
902 08L 150	150 - Brown	200			
902 08L 200	200 - Green	200			
902 08L 300	300 - Blue	200			

No. 908



Mini Sprinklers Spray Type

Code	Discharge	Packing (Pieces)			
	LPH - Color	Box	Bag		
908 000 070	70 - Black	3.500			
908 000 120	120 - Red	3.500			
908 000 150	150 - Brown	3.500			
908 000 200	200 - Green	3.500			
908 000 300	300 - Blue	3.500			
Complete Set : Including Wedge, Plunger & Microtube with connectors					
908 08L 070	70 - Black	200			
908 08L 120	120 - Red	200			
908 08L 150	150 - Brown	200			
908 08L 200	200 - Green	200			
908 08L 300	300 - Blue	200			

No. 907



Mini Sprinklers Pin Type 1,5 met.

Code	Discharge	Packing (Pieces)			
	LPH - Color	Box	Bag		
907 000 070	70 - Black	3.500			
907 000 120	120 - Red	3.500			
907 000 150	150 - Brown	3.500			
907 000 200	200 - Green	3.500			
907 000 300	300 - Blue	3.500			
Complete Set : Including Wedge, Plunger & Microtube with connectors					
907 08L 070	70 - Black	200			
907 08L 120	120 - Red	200			
907 08L 150	150 - Brown	200			
907 08L 200	200 - Green	200			
907 08L 300	300 - Blue	200			

No. 907



Mini Sprinklers Pin Type 3,0 met.

Code	Discharge	Packing (Pieces)			
	LPH - Color	Box	Bag		
907 300 070	70 - Black	3.500			
907 300 120	120 - Red	3.500			
907 300 150	150 - Brown	3.500			
907 300 200	200 - Green	3.500			
907 300 300	300 - Blue	3.500			
Complete Set : Including Wedge, Plunger & Microtube with connectors					
907 38L 070	70 - Black	200			
907 38L 120	120 - Red	200			
907 38L 150	150 - Brown	200			
907 38L 200	200 - Green	200			
907 38L 300	300 - Blue	200			

No. 700



Mini Sprinklers Needle Type

Code	Discharge	Packing (Pieces)			
	LPH - Color	Box	Bag		
700 000 040	40 - Sky Blue	3.500			
700 000 070	70 - Black	3.500			
700 000 105	105 - Blue	3.500			
700 000 120	120 - Red	3.500			
700 000 150	150 - Brown	3.500			
700 000 200	200 - Yellow	3.500			

No. 700



Mini Sprinklers Needle Type with Foothold

Code	Discharge	Packing (Pieces)			
	LPH - Color	Box	Bag		
700 911 040	40 - Sky Blue	200			
700 911 070	70 - Black	200			
700 911 105	105 - Blue	200			
700 911 120	120 - Red	200			
700 911 150	150 - Brown	200			
700 911 200	200 - Yellow	200			

No. 903



Mini-Tube with Connectors \varnothing 7 x 5 mm

Code	Size	Packing (Pieces)			
	cm	Box	Bag		
903 000 060	60	1.000			
903 000 080	80	1.000			
903 000 100	100	800			
903 000 120	120	500			
903 000 150	150	500			
903 000 200	200	400			

No. 912



Mini Collar

Code	Size	Packing (Pieces)			
	mm x mm	Box	Bag		
912 000 000	6 x 7	60.000			

No. 915



Mini Collar Socket

Code	Size	Packing (Pieces)			
	mm x mm	Box	Bag		
915 A00 000	6 x 6	60.000			

No. 901



Plunger

Code	Size	Packing (Pieces)			
	in x mm	Box	Bag		
901 000 001	1/2" x 6	10.000			
901 000 003	1/2" x 8	10.000			

No. 915



Mini Nipple

Code	Size	Packing (Pieces)			
	mm x mm	Box	Bag		
915 000 000	6 x 6	45.000			

No. 208



Connector M & F Black

Code	Size	Packing (Pieces)			
	in x mm	Box	Bag		
208 000 006	1/2" x 6	2.500			
208 000 008	1/2" x 8	2.500			
208 A00 008	1/2" x 8 Barbed	2.500			

No. 911



Kantal Black

Code	Size	Packing (Pieces)			
	mm	Box	Bag		
911 000 000	6	12.000			

No. 141



Mini Connector Red

Code	Size	Packing (Pieces)	
	mm x mm	Box	Bag
141 000 018	7 x 7	30.000	

No. 905



Repair Plug Red

Code	Size	Packing (Pieces)	
	mm	Box	Bag
905 000 000	6	30.000	

No. 922



Mini Tee Female

Code	Size	Packing (Pieces)	
	mm x mm x mm	Box	Bag
922 000 000	6 x 6 x 6	15.000	

No. 905



Mini Valve Male x Female

Code	Size	Packing (Pieces)	
	mm x mm	Box	Bag
905 A00 000	6 x 6	10.000	


No. 962



Check Valve for Mini Sprinklers Male x Female

Code	Size	Packing (Pieces)	
	mm x mm	Box	Bag
962 P00 606	6 x 6	10.000	

No. 815



Mini Filter White

Code	Size	Packing (Pieces)	
		Box	Bag
815 000 000		50.000	

No. 203



Metal Sprinklers

Code	Size	Packing (Pieces)	
	in	Box	Bag
203 323 /92	¾" F	85	
203 254 /91	1" F	20	
203 255 /91	1¼" M	10	
203 000 021	1¼" M	1	
203 423 /31	¾" F	60	
203 254 /31	1" F	18	
203 255 /31	1¼" F	8	
203 002 1PC	1¼" F	1	
Sprinkler Base			
812 000 000	1¼"	1	

No. 204



Plastic Sprinklers

Code	Size	Packing (Pieces)	
	in	Box	Bag
204 005 022	¾"	125	
204 0W8 427	½" F	30	
204 427 /31	¾"	50	
204 533 /31	¾"	50	

No. 205



Plastic Sprinklers Low Discharge

Code	Size	Packing (Pieces)	
	in	Box	Bag
205 000 501	½" F	200	

Wedges - Ground Hook - Tools

No. 904



Wedges

Code	Size	Packing (Pieces)	
	cm	Box	Bag
904 000 027	27	750	
904 000 033	33	500	
904 000 043	43	500	
909 000 000	15	7.500	
950 000 000	½"	500	

No. 949



Ground Hook Ø 16/20

Code	Size	Packing (Pieces)	
	cm	Box	Bag
949 1516 20	15	1.000	
949 3016 20	30	1.200	

No. 906



Puncher Grey for No. 555

Code	Size	Packing (Pieces)	
		Box	Bag
906 0000 00		1.500	375

No. 923



Collar Mounting Tool Grey for No. 912

Code	Size	Packing (Pieces)	
		Box	Bag
923 0000 00		1.500	375

No. 569



Mounting Tool for Code No. 555

Code	Size	Packing (Pieces)	
		Box	Bag
569 0000 00		1.500	

No. 568



Puncher for Plunger No. 901

Code	Size	Packing (Pieces)	
		Box	Bag
568 0000 00		1.500	

No. 786



Simple Puncher & Mounting Tool for Emitters

Code	Size	Packing (Pieces)	
		Box	Bag
786 0030 40		25	

No. 781



Collar Mounting Tool for No. 912

Code	Size	Packing (Pieces)	
		Box	Bag
781 0070 40	Ø 7	5	

No. 787



Puncher for Emitters

Code	Size	Packing (Pieces)	
		Box	Bag
787 0016 20	Ø 16 - 20	5	
787 0025 32	Ø 25 - 35	5	

Turf

Description: Equipment for use in landscape, gardening and agricultural applications

Pressure Rating: Garden fittings rated up to 10 Bar
Static Pop Up's from 1 bar up to 2,5 Bar
Rotor Pop Up's from 1,5 Bar to 4 Bar
Impact Pop Up's from 1,5 Bar to 4 Bar

All products are suitable for exposure to sunlight and have good chemical resistance

Refer to the technical manual for specific data sheets



No. 573



Manifold M. x F. x F.

Code	Size	Packing (Pieces)			
	in	Box	Bag		
573 B000 00	1"	100			


No. 525



Manifold Swivel
M. x F. x F. x F.

Code	Size	Packing (Pieces)			
	in	Box	Bag		
525 0203 03	2 x 1"	100			
525 0303 03	3 x 1"	100			
525 0403 03	4 x 1"	100			

No. 52



1" Female Swivel
Fittings

Code	Size	Packing (Pieces)			
	in	Box	Bag		
52 0000 303	Adaptor F x M	100			
52 1000 303	Coupling F x F	100			
52 2000 303	Elbow F x F	100			
52 2A00 303	Elbow F x M	100			
52 3000 303	Tee F x F x F	50			
52 4000 303	Tee F x M x F	50			
52 5000 303	Tee F x M x M	50			
52 7003 303	Cross F x F x F x F	50			
52 8003 303	Cross F x F x F x M	50			

No. 212



Valve Box

Code	Size	Packing (Pieces)			
	No. 212	Box	Bag		
212 0000 04	6" - Mini	792			
212 0000 01	10" - Large	396			
212 0000 02	11" x 22" - Standard	144			
212 0000 03	15" x 22" - Jumbo	96			

No. 336



Stand for Garden
Sprinklers

Code	Size	Packing (Pieces)			
	in x in	Box	Bag		
336 0000 00	¾" x ¾"	25			

No. 110G



Threaded Male x Tap
Adaptor

Code	Size	Packing (Pieces)		Price
	in x mm	Box	Bag	€
120G 001 20	½" • 10	400		•
120G 002 10	¾" • 10	250		•

No. 105V



Quick Coupling
(Garden) Valve

Code	Size	Packing (Pieces)			
	in	Box	Bag		
105V 002 02	¾"	400			
105V K02 02	¾" - Key	300			

No. 566C



Multi-Riser

Code	Size	Packing (Pieces)		Price
	in x in - cm	Box	Bag	€
566C 001 01	½" x ½" - 15 cm	360		•
566C 002 01	¾" x ½" - 15 cm	300		•
566C 002 02	¾" x ¾" - 15 cm	250		•

Note: • Small box (Half size)

No. 382C

Elbow Female for Pop-Up

Code	Size	Packing (Pieces)	
	mm x in x mm	Box	Bag
382C 025 01 M	25 x ½" x 25	195	15
382C 032 01 M	32 x ½" x 32	100	10
382C 032 02 M	32 x ¾" x 32	100	10

No. 949

Ground Hook Ø 16/20

Code	Length Size	Packing (Pieces)	
	cm	Box	Bag
949 1516 20	15	1.000	
949 3016 20	30	1.200	

No. 214

Tap Timer Holman

Code	Size	Packing (Pieces)	
	in - Type	Box	Bag
214 CO30 01	¾" - 2 Buttons	6	
214 CO30 05	¾" - Digital	6	
214 CO30 09	¾" - Digital Mist	6	
214 CO30 07	¾" - Dig. & Sensor	6	

No. 214

Battery Operated Controllers

Code	Size	Packing (Pieces)	
	in - Type	Box	Bag
214 7001 03	1" - 7001 + Valve	1	
214 000G 75	1" - G75 + Valve	1	
214 00WG 75	1" - G75 WSS+Valve	1	
214 SVCP GV	1" - Node	1	

No. 218

Multistation AC Controllers

Code	Size	Packing (Pieces)	
	No. 218	Box	Bag
218 8006 06	6 - GALCON	1	
214 G754 ST	4 - BACCARA	1	
214 G758 ST	8 - BACCARA	1	
218 6010 00 00	6 - HUNTER	1	
218 3010 00	3 - HUNTER	1	
218 APCM 03	3 - HUNTER	1	
218 APCM 90 0 9	9 - HUNTER	1	
218 HARD 06	6 - IRRITROL	1	
218 HARD 09	9 - IRRITROL	1	
218 HARD 12	12 - IRRITROL	1	
218 ORS5 00	Wired Rain Sensor	1	
218 RS10 00	Wireless Rain Sensc	1	


No. 213

Solenoid Valve


Code	Size	Packing (Pieces)	
	in - Brand	Box	Bag
213 2400 MT	1" - (IRRITROL)	10	
213 G75W NC	1" - (BACCARA)	10	
213 PGV1 00	1" - (HUNTER)	10	
213 PGV1 51	1½" - (HUNTER)	6	
213 PGV2 01	2" - (HUNTER)	6	
213 ICV3 01	3" - (HUNTER)	4	
213 A000 00	1" - (HUNTER)	10	
213 A000 DC	¾" - (HUNTER)	10	

No. 210  **2" Pop Up**

Code	Size	Packing (Pieces)			
	No. 210	Box	Bag		
210 0020 90	½" - 90° - 165	100			
210 0021 80	½" - 180° - 330	100			
210 0022 70	½" - 270° - 495	100			
210 0023 60	½" - 360° - 660	100			
210 0020 ES	½" - End Strip - 140	100			
210 0020 NS	½" - Narrow Strip - 280	100			
210 0020 WS	½" - Wide Strip - 280	100			
210 0020 CS	½" - Center Strip - 265	100			
210 0020 00	½" - Adj. Strip - 660	100			

No. 210  **4" Pop Up**


Code	Size	Packing (Pieces)			
	No. 210	Box	Bag		
210 0040 90	½" - 90° - 165	100			
210 0041 80	½" - 180° - 330	100			
210 0042 70	½" - 270° - 495	100			
210 0043 60	½" - 360° - 660	100			
210 0040 ES	½" - End Strip - 140	100			
210 0040 NS	½" - Narrow Strip - 280	100			
210 0040 WS	½" - Wide Strip - 280	100			
210 0040 CS	½" - Center Strip - 265	100			
210 0040 00	½" - Adj. Strip - 660	100			

No. 215  **Hunter SRS Pop Up**


Code	Size	Packing (Pieces)			
	No. 215	Box	Bag		
215 030S PR	½" - 3"	50			
215 040S PR	½" - 4"	50			
215 CHES PR C	½" - 3" & C. V.	50			

No. 216  **Hunter PS Pop UP**

Code	Size	Packing (Pieces)			
	No. 216	Box	Bag		
216 0200 00	½" - 2"	100			
216 0400 00	½" - 4"	100			

No. 217  **Hunter Rotor Pop Up**

Code	Size	Packing (Pieces)			
	No. 217	Box	Bag		
217 PGP3 60	¾" - (9-16)	20			
217 PGPA DJ	¾" - (9-16)	20			
217 I31A DJ	¾" - (12-22)	20			
217 I413 60	¾" - (14-22)	20			

No. 212  **Impact Pop Up**

Code	Size	Packing (Pieces)			
	No. 212	Box	Bag		
212 8050 28	1" - (10,5)	1			
212 8050 35	1" - (11,5)	1			
212 8050 04	1" - (12,0)	1			

Note: • Small box (Half size)



Nozzles for Pop Up's

No. 215



Hunter Adjustable Nozzle

Code	Size	Packing (Pieces)	
	No. 215	Box	Bag
215 000S RS	100 - 1.100	25	

No. 215



Hunter Fixed Nozzles 100 to 840 LPH

Code	Pattern	Packing (Pieces)	
	No. 215	Box	Bag
215 090S RS	90°	25	
215 180S RS	180°	25	
215 180S RS	180°	25	
215 360S RS	360°	25	

No. 215



Hunter MP Rotator

Code	Size	Packing (Pieces)	
	No. 215	Box	Bag
215 MP10 90	1000 (90° - 210°)	10	
215 MP12 10	1000 (210° - 270°)	10	
215 MP13 60	1000 (360°)	10	
215 MP20 90	2000 (90° - 210°)	10	
215 MP22 10	2000 (210° - 270°)	10	
215 MP23 60	2000 (360°)	10	
215 MP30 90	3000 (90° - 210°)	10	
215 MP32 10	3000 (210° - 270°)	10	
215 MP33 60	3000 (360°)	10	
215 MPCO RN	Corner ARC	10	
215 MPLE FT	Left Strip	10	
215 MPRI GH T	Right Strip	10	
215 MPSI DE	Side Strip	10	





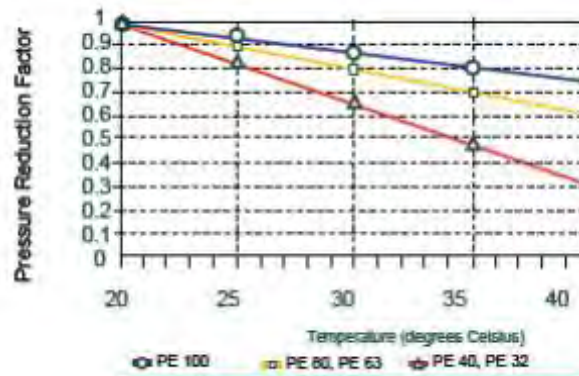
Polyethylene Pipes

Description: Polyethylene pipes for low- and high- pressure water supply, conveyance of other suitable fluids and irrigation systems.

Range: Metric series from Ø16 up to Ø 250mm,
Imperial series from Ø ½" up to Ø 1"

Pressure Rating: Pipes are available with pressure rating from 1 up to 25 bar at 20°C.
Maximum working pressure is related to the SDR (diameter/thickness ratio), the safety coefficient C and the MRS of the pipe material.

Pressure rating has to be adjusted as shown in the figure below, if the pipes are to be used at higher temperatures.



Joining methods: Pipes in the range Ø 16 - Ø 110mm can be joined by using Elysée compression fittings, pipes in the range 125 - 250mm butt fusion welding or electrofusion.

Pipes lengths: Straight lengths of 6 and 12 m or coils of 50, 100 or 200 meters

Materials: Low (PE32 & PE40), Medium and High Density PE pipes are approved for use in potable water supply systems. Black PE pipes are suitable for long exposure to sunlight (UV) and give excellent chemical resistance.

Refer to the technical manual for specific data sheets



Polyethylene & Soft Hoses


PE hose Characteristics & Soft Mini-Tubes



Material	Safety Factor	Codes & Pressure Ratings																Temperature	Years of Service
		Code	PN	Code	PN	Code	PN	Code	PN	Code	PN	Code	PN	Code	PN	Code	PN		
PE 80	1,25	33050***	5,0	33060***	6,0	33080***	8,0	33100***	10,0	33125***	12,5	33160***	16,0	33200***	20,0	33250***	25,0	20 C°	50
PE 80	1,60	34040***	4,0	34050***	5,0	34060***	6,0	34080***	8,0	34100***	10,0	34125***	12,6	34160***	16,0	34200***	20,0	20 C°	50
PE 100	1,25	41060***	6,0	41080***	8,0	41100***	10,0	41125***	12,5	41160***	16,0	41200***	20,0	41250***	25,0			20 C°	50
PE 100	1,60	42050***	5,0	42060***	6,0	42080***	8,0	42100***	10,0	42125***	12,5	42160***	16,0	42200***	20,0	42250***	25,0	20 C°	50

SDR	26,0		21,0		17,0		13,6		11,0		9,0		7,4		6,0		SDR
Nominal Diameter	Wall Thickness	Weight	Wall Thickness	Weight	Wall Thickness	Weight	Wall Thickness	Weight	Wall Thickness	Weight	Wall Thickness	Weight	Wall Thickness	Weight	Wall Thickness	Weight	Nominal Diameter
mm	mm	Kg/met	mm	Kg/met	mm	Kg/met	mm	Kg/met	mm	Kg/met	mm	Kg/met	mm	Kg/met	mm	Kg/met	mm
16											2,00	0,09	2,30	0,10	3,00	0,12	16
20									2,00	0,12	2,30	0,13	3,00	0,16	3,40	0,18	20
25							2,00	0,15	2,30	0,17	3,00	0,21	3,40	0,24	4,20	0,28	25
32					2,00	0,19	2,40	0,23	3,00	0,28	3,60	0,33	4,40	0,39	5,40	0,45	32
40			2,00	0,25	2,40	0,29	3,00	0,36	3,70	0,43	4,50	0,51	5,50	0,60	6,70	0,70	40
50	2,00	0,31	2,40	0,37	3,00	0,45	3,70	0,55	4,60	0,67	5,60	0,79	6,90	0,94	8,30	1,09	50
63	2,50	0,49	3,00	0,58	3,80	0,72	4,70	0,87	5,80	1,05	7,10	1,26	8,60	1,48	10,50	1,73	63
75	2,90	0,67	3,60	0,83	4,50	1,01	5,60	1,24	6,80	1,47	8,40	1,77	10,30	2,10	12,50	2,46	75
90	3,50	0,97	4,30	1,18	5,40	1,46	6,70	1,77	8,20	2,13	10,10	2,55	12,30	3,01	15,00	3,54	90
110	4,20	1,43	5,30	1,77	6,60	2,17	8,10	2,62	10,00	3,16	12,30	3,80	15,10	4,52	18,30	5,27	110
125	4,80	1,84	6,00	2,27	7,40	2,77	9,20	3,38	11,40	4,10	14,00	4,91	17,10	5,81	20,80	6,80	125
140	5,40	2,32	6,70	2,84	8,30	3,48	10,30	4,24	12,70	5,11	15,70	6,15	19,20	7,30			140
160	6,20	3,05	7,70	3,73	9,50	4,54	11,80	5,53	14,60	6,70	17,90	8,02					160
180	6,90	3,79	8,60	4,68	10,70	5,74	13,30	7,02	16,40	8,49	20,10	10,10					180
200	7,70	4,71	9,60	5,80	11,90	7,08	14,70	8,62	18,20	10,50	22,40	12,50					200
225	8,60	5,92	10,30	6,97	13,40	8,99	16,60	10,90	20,50	13,20	25,20	15,90					225
250	9,60	7,34	11,40	8,57	14,80	11,00	18,40	13,50	22,70	16,30							250

No. 610



PVC Soft Hose

Code	Diameter	Packing		Price
	mm - mm	Coil	Meters	/met.
610 50 30 ---	5,0 x 3,0	1		
610 60 40 ---	6,0 x 4,0	1		
610 65 40 ---	6,5 x 4,0	1		
610 70 40 ---	7,0 x 4,7	1		
610 90 60 ---	9,0 x 6,0	1		



Polyethylene & Soft Hoses

PE Hoses

No. 12



LDPE (CYS106)
PN 4 - SDR 13,6

Code	Diameter	Packing		Price
	mm	Coil	Meters	/met.
12 040 016 ---	16	1		
12 040 020 ---	20	1		
12 040 025 ---	25	1		
12 040 032 ---	32	1		
12 040 040 ---	40	1		

No. 19



PE (BS 1972)
PN 9 - SDR 8

Code	Diameter	Packing		Price
	in - O.D. mm	Coil	Meters	/met.
19 090 001 ---	½" - (21,2)	1		
19 090 002 ---	¾" - (26,8)	1		
19 090 003 ---	1" - (33,4)	1		

No. 33



PE (EN 12201)
PN 6 - SDR 21

Code	Diameter	Packing		Price
	mm	Coil	Meters	/met.
33 060 050 ---	50	1		
33 060 063 ---	63	1		
33 060 075 ---	75	1		
33 060 090 ---	90	1		
33 060 110 ---	110	1		

No. 41



PE (EN 12201)
PN 10 - SDR 17

Code	Diameter	Packing		Price
	mm	Coil	Meters	/met.
41 100 032 ---	32	1		
41 100 040 ---	40	1		
41 100 050 ---	50	1		
41 100 063 ---	63	1		
41 100 075 ---	75	1		

No. 13



LDPE PN 4

Code	Diameter	Packing		Price
	mm	Coil	Meters	/met.
13 040 016 ---	16	1		
13 040 020 ---	20	1		

No. 21



PE (BS 6572)
PN 12 - SDR 11

Code	Diameter	Packing		Price
	mm	Coil	Meters	/met.
21 120 020 ---	20	1		
21 120 025 ---	25	1		
21 120 032 ---	32	1		
21 120 040 ---	40	1		
21 120 050 ---	50	1		
21 120 063 ---	63	1		

No. 33



PE (EN 12201)
PN 12,5 - SDR 11

Code	Diameter	Packing		Price
	mm	Coil	Meters	/met.
33 125 020 ---	20	1		
33 125 025 ---	25	1		
33 125 032 ---	32	1		

No. 41



PE (EN 12201)
PN 16 - SDR 11

Code	Diameter	Packing		Price
	mm	Coil	Meters	/met.
41 160 020 ---	20	1		
41 160 025 ---	25	1		
41 160 032 ---	32	1		
41 160 040 ---	40	1		
41 160 050 ---	50	1		
41 160 063 ---	63	1		
41 160 075 ---	75	1		
41 160 090 ---	90	1		
41 160 110 ---	110	1		

Polyethylene & Soft Hoses

Kerynia (Conventional Cylindrical Dripline)



No. 539

Kerynia

Standard Dripline

Ø 16 - 400 met./coil



Ø 20 - 300 met./coil

Emitter Spacing	1 LPH	2 LPH	4 LPH	Price /Coil
	Code			
20 cm	539 016 01 020	539 016 02 020	539 016 04 020	
25 cm	539 016 01 025	539 016 02 025	539 016 04 025	
30 cm	539 016 01 030	539 016 02 030	539 016 04 030	
40 cm	539 016 01 040	539 016 02 040	539 016 04 040	
50 cm	539 016 01 050	539 016 02 050	539 016 04 050	
60 cm	539 016 01 060	539 016 02 060	539 016 04 060	
70 cm	539 016 01 070	539 016 02 070	539 016 04 070	
80 cm	539 016 01 080	539 016 02 080	539 016 04 080	
90 cm	539 016 01 090	539 016 02 090	539 016 04 090	
100 cm	539 016 01 100	539 016 02 100	539 016 04 100	

1 LPH	2 LPH	4 LPH	Price /Coil
Code			
	539 020 02 020	539 020 04 020	
	539 020 02 025	539 020 04 025	
	539 020 02 030	539 020 04 030	
	539 020 02 040	539 020 04 040	
	539 020 02 050	539 020 04 050	
	539 020 02 060	539 020 04 060	
	539 020 02 070	539 020 04 070	
	539 020 02 080	539 020 04 080	
	539 020 02 090	539 020 04 090	
	539 020 02 100	539 020 04 100	

No. 539L

Kerynia Light

Standard Dripline

Ø 16 - 400 met./coil



Ø 20 - 300 met./coil

Emitter Spacing	1 LPH	2 LPH	4 LPH	Price /Coil
	Code			
20 cm	539L 16 01 020	539L 16 02 020	539L 16 04 020	
25 cm	539L 16 01 025	539L 16 02 025	539L 16 04 025	
30 cm	539L 16 01 030	539L 16 02 030	539L 16 04 030	
40 cm	539L 16 01 040	539L 16 02 040	539L 16 04 040	
50 cm	539L 16 01 050	539L 16 02 050	539L 16 04 050	
60 cm	539L 16 01 060	539L 16 02 060	539L 16 04 060	
70 cm	539L 16 01 070	539L 16 02 070	539L 16 04 070	
80 cm	539L 16 01 080	539L 16 02 080	539L 16 04 080	
90 cm	539L 16 01 090	539L 16 02 090	539L 16 04 090	
100 cm	539L 16 01 100	539L 16 02 100	539L 16 04 100	

1 LPH	2 LPH	4 LPH	Price /Coil
Code			
	539L 20 02 020	539L 20 04 020	
	539L 20 02 025	539L 20 04 025	
	539L 20 02 030	539L 20 04 030	
	539L 20 02 040	539L 20 04 040	
	539L 20 02 050	539L 20 04 050	
	539L 20 02 060	539L 20 04 060	
	539L 20 02 070	539L 20 04 070	
	539L 20 02 080	539L 20 04 080	
	539L 20 02 090	539L 20 04 090	
	539L 20 02 100	539L 20 04 100	



Polyethylene & Soft Hoses

Morfou (Pressure Compensated Cylindrical Dripline)

No. 534

Morfou
P.C. Dripline

Ø 16 - 400 met./coil



Ø 20 - 300 met./coil

Emitter Spacing	1,5 LPH	2 LPH	4 LPH	Price /Coil
	Code			
20 cm	534 016 01 020	534 016 02 020	534 016 04 020	
25 cm	534 016 01 025	534 016 02 025	534 016 04 025	
30 cm	534 016 01 030	534 016 02 030	534 016 04 030	
40 cm	534 016 01 040	534 016 02 040	534 016 04 040	
50 cm	534 016 01 050	534 016 02 050	534 016 04 050	
60 cm	534 016 01 060	534 016 02 060	534 016 04 060	
70 cm	534 016 01 070	534 016 02 070	534 016 04 070	
80 cm	534 016 01 080	534 016 02 080	534 016 04 080	
90 cm	534 016 01 090	534 016 02 090	534 016 04 090	
100 cm	534 016 01 100	534 016 02 100	534 016 04 100	

Emitter Spacing	1,5 LPH	2 LPH	4 LPH	Price /Coil
	Code			
20 cm	534 020 01 020	534 020 02 020	534 020 04 020	
25 cm	534 020 01 025	534 020 02 025	534 020 04 025	
30 cm	534 020 01 030	534 020 02 030	534 020 04 030	
40 cm	534 020 01 040	534 020 02 040	534 020 04 040	
50 cm	534 020 01 050	534 020 02 050	534 020 04 050	
60 cm	534 020 01 060	534 020 02 060	534 020 04 060	
70 cm	534 020 01 070	534 020 02 070	534 020 04 070	
80 cm	534 020 01 080	534 020 02 080	534 020 04 080	
90 cm	534 020 01 090	534 020 02 090	534 020 04 090	
100 cm	534 020 01 100	534 020 02 100	534 020 04 100	

No. 534L

Morfou Light
P.C. Dripline

Ø 16 - 400 met./coil



Ø 20 - 300 met./coil

Emitter Spacing	1,5 LPH	2 LPH	4 LPH	Price /Coil
	Code			
20 cm	534L 16 01 020	534L 16 02 020	534L 16 04 020	
25 cm	534L 16 01 025	534L 16 02 025	534L 16 04 025	
30 cm	534L 16 01 030	534L 16 02 030	534L 16 04 030	
40 cm	534L 16 01 040	534L 16 02 040	534L 16 04 040	
50 cm	534L 16 01 050	534L 16 02 050	534L 16 04 050	
60 cm	534L 16 01 060	534L 16 02 060	534L 16 04 060	
70 cm	534L 16 01 070	534L 16 02 070	534L 16 04 070	
80 cm	534L 16 01 080	534L 16 02 080	534L 16 04 080	
90 cm	534L 16 01 090	534L 16 02 090	534L 16 04 090	
100 cm	534L 16 01 100	534L 16 02 100	534L 16 04 100	

Emitter Spacing	1,5 LPH	2 LPH	4 LPH	Price /Coil
	Code			
20 cm	534L 20 01 020	534L 20 02 020	534L 20 04 020	
25 cm	534L 20 01 025	534L 20 02 025	534L 20 04 025	
30 cm	534L 20 01 030	534L 20 02 030	534L 20 04 030	
40 cm	534L 20 01 040	534L 20 02 040	534L 20 04 040	
50 cm	534L 20 01 050	534L 20 02 050	534L 20 04 050	
60 cm	534L 20 01 060	534L 20 02 060	534L 20 04 060	
70 cm	534L 20 01 070	534L 20 02 070	534L 20 04 070	
80 cm	534L 20 01 080	534L 20 02 080	534L 20 04 080	
90 cm	534L 20 01 090	534L 20 02 090	534L 20 04 090	
100 cm	534L 20 01 100	534L 20 02 100	534L 20 04 100	

Polyethylene & Soft Hoses

Pafos (Conventional Flat Dripltape)



No. 542

Pafos Drip Tape Ø 17



5 Mil

6 Mil

Emitter Spacing	1,6 LPH	2,4 LPH	Roll Length	Price
	Code		Meters	/Coil
15 cm	542 05 17 16 15	542 05 17 24 15	2.700	
20 cm	542 05 17 16 20	542 05 17 24 20	2.800	
25 cm	542 05 17 16 25	542 05 17 24 25	2.900	
30 cm	542 05 17 16 30	542 05 17 24 30	3.000	
40 cm	542 05 17 16 40	542 05 17 24 40	3.000	
50 cm	542 05 17 16 50	542 05 17 24 50	3.000	

Emitter Spacing	1,6 LPH	2,4 LPH	Roll Length	Price
	Code		Meters	/Coil
15 cm	542 06 17 16 15	542 06 17 24 15	2.300	
20 cm	542 06 17 16 20	542 06 17 24 15	2.400	
25 cm	542 06 17 16 25	542 06 17 24 15	2.500	
30 cm	542 06 17 16 30	542 06 17 24 15	2.600	
40 cm	542 06 17 16 40	542 06 17 24 15	2.600	
50 cm	542 06 17 16 50	542 06 17 24 15	2.600	

8 Mil

10 Mil

Emitter Spacing	1,6 LPH	2,4 LPH	Roll Length	Price
	Code		Meters	/Coil
15 cm	542 08 17 16 15	542 08 17 24 15	2.200	
20 cm	542 08 17 16 20	542 08 17 24 20	2.300	
25 cm	542 08 17 16 25	542 08 17 24 25	2.400	
30 cm	542 08 17 16 30	542 08 17 24 30	2.500	
40 cm	542 08 17 16 40	542 08 17 24 40	2.500	
50 cm	542 08 17 16 50	542 08 17 24 50	2.500	

Emitter Spacing	1,6 LPH	2,4 LPH	Roll Length	Price
	Code		Meters	/Coil
15 cm	542 10 17 16 15	542 10 17 24 15	1.800	
20 cm	542 10 17 16 20	542 10 17 24 20	2.000	
25 cm	542 10 17 16 25	542 10 17 24 25	2.100	
30 cm	542 10 17 16 30	542 10 17 24 30	2.300	
40 cm	542 10 17 16 40	542 10 17 24 40	2.300	
50 cm	542 10 17 16 50	542 10 17 24 50	2.300	

12 Mil

15 Mil

Emitter Spacing	1,6 LPH	2,4 LPH	Roll Length	Price
	Code		Meters	/Coil
15 cm	542 12 17 16 15	542 12 17 24 15	1.300	
20 cm	542 12 17 16 20	542 12 17 24 20	1.400	
25 cm	542 12 17 16 25	542 12 17 24 25	1.500	
30 cm	542 12 17 16 30	542 12 17 24 30	1.700	
40 cm	542 12 17 16 40	542 12 17 24 40	1.700	
50 cm	542 12 17 16 50	542 12 17 24 50	1.700	

Emitter Spacing	1,6 LPH	2,4 LPH	Roll Length	Price
	Code		Meters	/Coil
15 cm	542 15 17 16 15	542 15 17 24 15	1.050	
20 cm	542 15 17 16 20	542 15 17 24 20	1.150	
25 cm	542 15 17 16 25	542 15 17 24 25	1.200	
30 cm	542 15 17 16 30	542 15 17 24 30	1.300	
40 cm	542 15 17 16 40	542 15 17 24 40	1.300	
50 cm	542 15 17 16 50	542 15 17 24 50	1.300	

18 Mil

25 Mil

Emitter Spacing	1,6 LPH	2,4 LPH	Roll Length	Price
	Code		Meters	/Coil
15 cm	542 18 17 16 15	542 18 17 24 15	800	
20 cm	542 18 17 16 20	542 18 17 24 20	900	
25 cm	542 18 17 16 25	542 18 17 24 25	950	
30 cm	542 18 17 16 30	542 18 17 24 30	1.000	
40 cm	542 18 17 16 40	542 18 17 24 40	1.000	
50 cm	542 18 17 16 50	542 18 17 24 50	1.000	

Emitter Spacing	1,6 LPH	2,4 LPH	Roll Length	Price
	Code		Meters	/Coil
15 cm	542 25 17 16 15	542 25 17 24 15	700	
20 cm	542 25 17 16 20	542 25 17 24 20	750	
25 cm	542 25 17 16 25	542 25 17 24 25	800	
30 cm	542 25 17 16 30	542 25 17 24 30	850	
40 cm	542 25 17 16 40	542 25 17 24 40	850	
50 cm	542 25 17 16 50	542 25 17 24 50	850	



Polyethylene & Soft Hoses

Pafos & Pafos Compact (Conventional Flat Dripltape)

No. 542

Pafos Drip Tape Ø 17

30 Mil



Emitter Spacing	1,6 LPH	2,4 LPH	Roll Length	Price
	Code		Meters	/Coil
30 cm	542 30 17 16 30	542 30 17 24 30	650	
40 cm	542 30 17 16 40	542 30 17 24 40	650	
50 cm	542 30 17 16 50	542 30 17 24 50	650	

No. 542

Pafos Compact Drip Tape Ø 17

5 Mil



6 Mil

Emitter Spacing	1,0 LPH	1,4 LPH	Roll Length	Price
	Code		Meters	/Coil
10 cm	542 05 17 10 10	542 05 17 14 10	3.100	
15 cm	542 05 17 10 15	542 05 17 14 15	3.200	
20 cm	542 05 17 10 20	542 05 17 14 20	3.300	
25 cm	542 05 17 10 25	542 05 17 14 25	3.500	
30 cm	542 05 17 10 30	542 05 17 14 30	3.800	
40 cm	542 05 17 10 40	542 05 17 14 40	3.800	
50 cm	542 05 17 10 50	542 05 17 14 50	3.800	

Emitter Spacing	1,0 LPH	1,4 LPH	Roll Length	Price
	Code		Meters	/Coil
10 cm	542 06 17 10 10	542 06 17 14 10	2.600	
15 cm	542 06 17 10 15	542 06 17 14 15	2.700	
20 cm	542 06 17 10 20	542 06 17 14 20	2.800	
25 cm	542 06 17 10 25	542 06 17 14 25	2.900	
30 cm	542 06 17 10 30	542 06 17 14 30	3.000	
40 cm	542 06 17 10 40	542 06 17 14 40	3.000	
50 cm	542 06 17 10 50	542 06 17 14 50	3.000	

8 Mil

10 Mil

Emitter Spacing	1,0 LPH	1,4 LPH	Roll Length	Price
	Code		Meters	/Coil
10 cm	542 08 17 10 10	542 08 17 14 10	2.500	
15 cm	542 08 17 10 15	542 08 17 14 15	2.600	
20 cm	542 08 17 10 20	542 08 17 14 20	2.700	
25 cm	542 08 17 10 25	542 08 17 14 25	2.800	
30 cm	542 08 17 10 30	542 08 17 14 30	2.900	
40 cm	542 08 17 10 40	542 08 17 14 40	2.900	
50 cm	542 08 17 10 50	542 08 17 14 50	2.900	

Emitter Spacing	1,0 LPH	1,4 LPH	Roll Length	Price
	Code		Meters	/Coil
10 cm	542 10 17 10 10	542 10 17 14 10	n/a	
15 cm	542 10 17 10 15	542 10 17 14 15	2.200	
20 cm	542 10 17 10 20	542 10 17 14 20	2.300	
25 cm	542 10 17 10 25	542 10 17 14 25	2.400	
30 cm	542 10 17 10 30	542 10 17 14 30	2.500	
40 cm	542 10 17 10 40	542 10 17 14 40	2.500	
50 cm	542 10 17 10 50	542 10 17 14 50	2.500	

12 Mil

Emitter Spacing	1,0 LPH	1,4 LPH	Roll Length	Price
	Code		Meters	/Coil
10 cm	542 12 17 10 10	542 12 17 14 10	1.600	
15 cm	542 12 17 10 15	542 12 17 14 15	1.700	
20 cm	542 12 17 10 20	542 12 17 14 20	1.800	
25 cm	542 12 17 10 25	542 12 17 14 25	1.900	
30 cm	542 12 17 10 30	542 12 17 14 30	2.000	
40 cm	542 12 17 10 40	542 12 17 14 40	2.000	
50 cm	542 12 17 10 50	542 12 17 14 50	2.000	

Polyethylene & Soft Hoses

Pafos & Pafos Compact (Small Coils) & Lay-Flat Hoses



No. 542S

Pafos Drip Tape Ø 17
Small Coils

6 Mil



8 Mil

Emitter Spacing	1,6 LPH		2,4 LPH		Roll Length Meters	Price /Coil	1,6 LPH		2,4 LPH		Roll Length Meters	Price /Coil
	Code						Code					
15 cm	542S 6 17 16 15	542S 6 17 24 15	500				542S 8 17 16 15	542S 8 17 24 15	500			
20 cm	542S 6 17 16 20	542S 6 17 24 20	500				542S 8 17 16 20	542S 8 17 24 20	500			
25 cm	542S 6 17 16 25	542S 6 17 24 25	500				542S 8 17 16 25	542S 8 17 24 25	500			
30 cm	542S 6 17 16 30	542S 6 17 24 30	500				542S 8 17 16 30	542S 8 17 24 30	500			
40 cm	542S 6 17 16 40	542S 6 17 24 40	500				542S 8 17 16 40	542S 8 17 24 40	500			
50 cm	542S 6 17 16 50	542S 6 17 24 50	500				542S 8 17 16 50	542S 8 17 24 50	500			

No. 542S

Pafos Compact Drip Tape
Ø 17 Small Coils

6 Mil



8 Mil

Emitter Spacing	1,0 LPH		1,4 LPH		Roll Length Meters	Price /Coil	1,0 LPH		1,4 LPH		Roll Length Meters	Price /Coil
	Code						Code					
30 cm	542S 6 17 10 30	542S 6 17 14 30	500				542S 8 17 10 30	542S 8 17 14 30	500			
40 cm	542S 6 17 10 40	542S 6 17 14 40	500				542S 8 17 10 40	542S 8 17 14 40	500			
50 cm	542S 6 17 10 50	542S 6 17 14 50	500				542S 8 17 10 50	542S 8 17 14 50	500			

No. 30



Layflat Hose Blue
for Irrigation

Code	Size	Packing		Price /met.
	in	Coil	Meters	
30 020 006 100	2"	1	100	
30 020 007 100	2½"	1	100	
30 020 008 100	3"	1	100	
30 020 008 100	3"	1	100	
30 020 012 100	6"	1	100	

No. 30



Layflat Hose Grey
Heavy Duty

Code	Size	Packing		Price /met.
	in	Coil	Meters	
30 060 006 100	2"	1	100	
30 060 007 100	2½"	1	100	
30 060 008 100	3"	1	100	
30 060 008 100	3"	1	100	
30 060 012 100	6"	1	100	





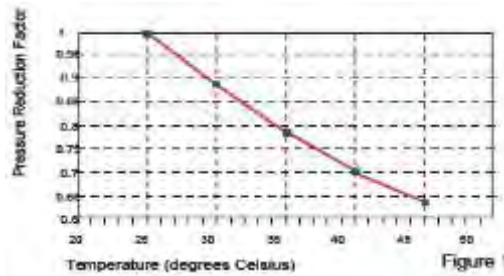
Pressure Pipes

Description: UPVC, PPR, PERT pipes for hot and cold water supply under pressure.

Range: Metric series from Ø16 up to Ø 315mm,
Imperial series from Ø ½" up to Ø 1"

Pressure Rating: Pressure pipes are available with pressure rating from 6 up to 25 bar at 20°C.

The pressure has to be adjusted as pipes are to be used at higher tem-



shown in the figure below, if the peratures.

Joining methods: UPVC pressure pipes can be joined with elastomeric rubber ring socket or with glue-type fittings,
PP-R pipes with PP-R butt fusion fittings,
PE-RT with brass mechanical fittings.

Pipes lengths: UPVC pipes straight lengths of 3, 4 and 6m,
PP-R pipes straight lengths of 3, 4 and 6m,
PE-RT pipes rolls of 50m and 100m.

Color: UPVC pipes: Grey,
PP-R pipes: Off White or Green,
PE-RT: Black

Materials: Unplasticized Polyvinyl Chloride (UPVC),
PP-R (Polypropylene Random Copolymer),
PE-RT (Polyethylene Raised Temperature Resistance)

Pressure pipes are approved for use in potable water supply systems.

Pressure pipes are not suitable for long exposure to sunlight (UV) but give excellent chemical resistance.

In exterior installation, the pipes must be protected from direct sunlight by an insulating material.





No. 45A



PERT Pipe

Code	Size - Thickness	Packing		Price
	mm - mm	Coil	Meters	/Coil
45A 25 015 100	Ø 15 - 2,5	1	100	
45A 35 016 050	Ø 16 - 2,0	1	50	
45A 35 016 100	Ø 16 - 2,0	1	100	
45A 32 016 050	Ø 16 - 2,2	1	50	
45A 40 018 050	Ø 18 - 2,0	1	50	
45A 40 018 100	Ø 18 - 2,0	1	100	
45A 32 018 050	Ø 18 - 2,5	1	50	
45A 32 018 100	Ø 18 - 2,5	1	100	
45A 32 020 050	Ø 20 - 2,8	1	50	
45A 32 022 100	Ø 22 - 3,0	1	100	
45A 50 025 050	Ø 25 - 2,3	1	50	
45A 32 025 050	Ø 25 - 3,5	1	50	
45A 42 028 050	Ø 28 - 3,0	1	50	
45A 50 032 050	Ø 32 - 3,0	1	50	

No. 45



PERT Pipe in Corrugated Hose

Code	Size - Thickness	Packing		Price
	mm - mm	Coil	Meters	/Coil
45 032 016 050	Ø 16 - 2,2	1	50	
45 032 018 050	Ø 18 - 2,5	1	50	
45 032 020 050	Ø 20 - 2,8	1	50	
45 032 025 050	Ø 25 - 3,5	1	50	
45 035 016 050	Ø 16 - 2,0	1	50	
45 040 018 050	Ø 18 - 2,0	1	50	
45 042 028 050	Ø 28 - 3,0	1	50	
45 045 020 050	Ø 20 - 2,0	1	50	
45 050 025 050	Ø 25 - 2,3	1	50	
45 050 032 050	Ø 32 - 3,0	1	50	

No. 980F



Poolflex Hose

Code	Size	Packing		Price
	mm	Coil	Meters	/Coil
980F 250 32	32	1	25	
980F 250 50	50	1	25	
980F 250 63	63	1	25	
980F 250 75	75	1	25	

No. 482



PPR Pipe Green

Code	Size - Thickness	Packing		Price
	mm - mm	Piece	Meters	/piece
482 500 204	Ø 20 - 3,4	1	4	
482 500 254	Ø 25 - 4,2	1	4	
482 500 324	Ø 32 - 5,4	1	4	
482 500 404	Ø 40 - 6,7	1	4	
482 500 504	Ø 50 - 8,4	1	4	
482 500 634	Ø 63 - 10,5	1	4	



Pressure Pipes & Fittings

J

PVC Pipes (DIN Standards)

No. 99

(DIN 8061-8062)

6.3 - Bar



10 - Bar

Nominal Size mm	Code	Thickness mm	Weight Kg/met.	Price /met
C=2,5	SDR 34			
25				
32				
40	99 060 040	1,8	0,33	
50	99 060 050	1,8	0,42	
63	99 060 063	1,9	0,56	
75	99 060 075	2,2	0,78	
90	99 060 090	2,7	1,13	
110	99 060 110	3,2	1,64	
125	99 060 125	3,7	2,13	
140	99 060 140	4,1	2,65	
160	99 060 160	4,7	3,44	
180	99 060 180	5,3	4,37	
200	99 060 200	5,9	5,37	
225	99 060 225	6,6	6,76	
250	99 060 250	7,3	8,31	
280	99 060 280	8,2	10,40	
315	99 060 315	9,2	13,20	

Nominal Size mm	Code	Thickness mm	Weight Kg/met.	Price /met
C=2,5	SDR 21			
25	99 100 025	1,5	0,17	
32	99 100 032	1,8	0,26	
40	99 100 040	1,9	0,35	
50	99 100 050	2,4	0,55	
63	99 100 063	3,0	0,85	
75	99 100 075	3,6	1,22	
90	99 100 090	4,3	1,75	
110	99 100 110	5,3	2,62	
125	99 100 125	6,0	3,34	
140	99 100 140	6,7	4,18	
160	99 100 160	7,7	5,48	
180	99 100 180	8,6	6,88	
200	99 100 200	9,6	8,52	
225	99 100 225	10,8	10,80	
250	99 100 250	11,9	13,20	
280	99 100 280	13,4	16,60	
315	99 100 315	15,0	20,90	

16 - Bar

25 - Bar

Nominal Size mm	Code	Thickness mm	Weight Kg/met.	Price /met
C=2,5	R 13,4			
16	99 160 016	1,2	0,08	
20	99 160 020	1,5	0,14	
25	99 160 025	1,9	0,21	
32	99 160 032	2,4	0,34	
40	99 160 040	3,0	0,53	
50	99 160 050	3,7	0,81	
63	99 160 063	4,7	1,29	
75	99 160 075	5,6	1,82	
90	99 160 090	6,7	2,61	
110	99 160 110	8,2	3,90	
125	99 160 125	9,3	5,01	
140	99 160 140	10,4	6,27	
160	99 160 160	11,9	8,17	
180	99 160 180	13,4	10,40	
200	99 160 200	14,9	12,80	
225	99 160 225	16,7	16,10	

Nominal Size mm	Code	Thickness mm	Weight Kg/met.	Price /met
C=2,5	SDR 9			
16	99 250 016	1,8	0,12	
20	99 250 020	2,3	0,20	
25	99 250 025	2,8	0,29	
32	99 250 032	3,6	0,48	
40	99 250 040	4,5	0,75	
50	99 250 050	5,6	1,16	
63	99 250 063	7,0	1,82	
75	99 250 075	8,4	2,60	
90	99 250 090	10,0	3,70	
110	99 250 110	12,3	5,56	
125	99 250 125	13,9	7,13	
140	99 250 140	15,6	8,96	
160	99 250 160	17,8	11,70	
180	99 250 180	20,0	14,70	
200	99 250 200	22,3	18,30	
225				

J Pressure Pipes & Fittings

PVC Pipes (EN ISO Standards)



No. 98 (EN ISO 1452)



6 Bar

8 Bar

Nominal Size mm	Code	Thickness mm	Weight Kg/met.	Price /met
C=2,5	SDR 33			
32				
40	98 063 040	1,5	0,29	
50	98 063 050	1,6	0,38	
63	98 063 063	2,0	0,59	
75	98 063 075	2,3	0,81	
90	98 063 090	2,8	1,17	
C=2,0	SDR 41			
110	98 063 110	2,7	1,39	
125	98 063 125	3,1	1,82	
140	98 063 140	3,5	2,28	
160	98 063 160	4,0	2,94	
180	98 063 180	4,4	3,66	
200	98 063 200	4,9	4,50	
225	98 063 225	5,5	5,73	
250	98 063 250	6,2	7,17	
280	98 063 280	6,9	8,93	
315	98 063 315	7,7	11,20	

Nominal Size mm	Code	Thickness mm	Weight Kg/met.	Price /met
C=2,5	SDR 26			
32	98 080 032	1,5		
40	98 080 040	1,6	0,30	
50	98 080 050	2,0	0,46	
63	98 080 063	2,5	0,73	
75	98 080 075	2,9	1,00	
90	98 080 090	3,5	1,44	
C=2,0	SDR 33			
110	98 080 110	3,4	1,73	
125	98 080 125	3,9	2,23	
140	98 080 140	4,3	2,77	
160	98 080 160	4,9	3,57	
180	98 080 180	5,5	4,52	
200	98 080 200	6,2	5,70	
225	98 080 225	6,9	7,08	
250	98 080 250	7,7	8,82	
280	98 080 280	8,6	11,00	
315	98 080 315	9,7	14,00	

10 Bar

12.5 Bar

Nominal Size mm	Code	Thickness mm	Weight Kg/met.	Price /met
C=2,5	SDR 21			
25				
32	98 100 032	1,6	0,24	
40	98 100 040	1,9	0,35	
50	98 100 050	2,4	0,55	
63	98 100 063	3,0	0,85	
75	98 100 075	3,6	1,22	
90	98 100 090	4,3	1,75	
C=2,0	SDR 26			
110	98 100 110	4,2	2,11	
125	98 100 125	4,8	2,74	
140	98 100 140	5,4	3,45	
160	98 100 160	6,2	4,52	
180	98 100 180	6,9	5,65	
200	98 100 200	7,7	7,00	
225	98 100 225	8,6	8,78	
250	98 100 250	9,6	10,90	
280	98 100 280	10,7	13,60	
315	98 100 315	12,1	17,30	

Nominal Size mm	Code	Thickness mm	Weight Kg/met.	Price /met
C=2,5	SDR 17			
25	98 125 025	1,5	0,17	
32	98 125 032	1,9	0,28	
40	98 125 040	2,4	0,44	
50	98 125 050	3,0	0,67	
63	98 125 063	3,8	1,06	
75	98 125 075	4,5	1,50	
90	98 125 090	5,4	2,17	
C=2,0	SDR 21			
110	98 125 110	5,3	2,64	
125	98 125 125	6,0	3,39	
140	98 125 140	6,7	4,23	
160	98 125 160	7,7	5,54	
180	98 250 180	16,4	12,60	
200	98 125 200	9,6	8,63	
225	98 125 225	10,8	10,90	
250	98 125 250	11,9	13,40	
280				
315	98 125 315	15,0	25,40	



Pressure Pipes & Fittings

J

PVC Pipes (EN ISO Standards) - Tube Clips

No. 98

(EN ISO 1452)

16 - Bar



25 - Bar

Nominal Size mm	Code	Thickness mm	Weight Kg/met.	Price /met
C=2,5		R 13,6		
16	98 160 016	1,5	0,11	
20	98 160 020	1,5	0,14	
25	98 160 025	1,9	0,21	
32	98 160 032	2,4	0,34	
40	98 160 040	3,0	0,53	
50	98 160 050	3,7	0,81	
63	98 160 063	4,5	1,30	
75	98 160 075	5,6	1,83	
90	98 160 090	6,7	2,64	
C=2,0		SDR 17		
110	98 160 110	6,6	3,21	
125	98 160 125	7,4	4,12	
140	98 160 140	8,3	5,16	
160	98 160 160	9,5	6,75	
180	98 160 180	10,7	8,56	
200	98 160 200	11,9	10,50	
225	98 160 225	13,4	13,40	
250	98 160 250	14,8	16,40	
315	98 160 315	18,7	31,50	

Nominal Size mm	Code	Thickness mm	Weight Kg/met.	Price /met
C=2,5		SDR 11		
110	98 250 110	10,0	4,69	
125	98 250 125	11,4	6,05	
140	98 250 140	12,7	7,61	
160	98 250 160	14,6	9,96	
180	98 250 180	16,4	12,60	
200	98 250 200	18,2	15,60	

No. 817



Tube Clips

Code	Size mm	Packing Pieces	Color
817 A00 016	16 x 2 (White)	2.400	
817 B00 016	16 (Black)	1.000	
817 B00 020	20 (Black)	800	
817 B00 025	25 (Black)	600	
817 B00 032	32 (Black)	500	
817 B00 040	40 (Black)	700	
817 B00 050	50 (Black)	400	
817 B00 063	63 (Black)	270	
817 B00 075	75 (Black)	240	
817 B00 090	90 (Black)	120	
817 B00 110	110 (Black)	120	

No. 818



Tube Clip Base Black

Code	Size mm	Packing Pieces	Color
818 0000 32	32	1.000	
818 0000 40	40	1.500	
818 0000 50	50	1.000	
818 0000 63	63	800	



No. 952



Socket Glued Grey

Code	Size	Packing Pieces	Color		
	mm				
952 0200 20	20				
952 0250 25	25				
952 0320 32	32				
952 0500 50	50				
952 0630 63	63				
952 0750 75	75				
952 0900 90	90				
9521 101 10	110				

No. 952



Socket Reducing Glued Grey

Code	Size	Packing Pieces	Color		
	mm x mm				
952 0250 20	25 x 20				
952 0320 20	32 x 20				
952 0320 25	32 x 25				
952 0630 50	63 x 50				
952 0750 63	75 x 63				
952 0900 75	90 x 75				
9521 100 90	110 x 90				

No. 954



Elbow 90° Glued Grey

Code	Size	Packing Pieces	Color		
	mm				
954 0200 20	20				
954 0250 25	25				
954 0320 32	32				
954 0500 50	50				
954 0630 63	63				
954 0750 75	75				
954 0900 90	90				
9541 101 10	110				

No. 955



Elbow 45° Glued Grey

Code	Size	Packing Pieces	Color		
	mm				
955 0200 20	20				
955 0250 25	25				
955 0320 32	32				
955 0500 50	50				
955 0630 63	63				
955 0750 75	75				
955 0900 90	90				
9551 101 10	110				
9551 601 60	160				

No. 957



Tee Glued Grey

Code	Size	Packing Pieces	Color		
	mm				
957 0500 50	50				
957 0630 63	63				
957 0750 75	75				
957 0900 90	90				
9571 101 10	110				

No. 957A



Tee Reducing Glued Grey

Code	Size	Packing Pieces	Color		
	mm x mm x mm				
957A 050 40	50 x 40 x 50				
957A 063 50	63 x 50 x 63				
957A 075 63	75 x 63 x 75				
957A 090 75	90 x 75 x 90				
957A 110 90	110 x 90 x 110				



Pressure Pipes & Fittings

J

PVC Fittings Solvent Cement

No. 952A



Reducer Bush Glued
Grey

Code	Size	Packing	Color		
	mm x mm	Pieces			
952A 025 20	25 x 20				
952A 032 20	32 x 20				
952A 032 25	32 x 25				
952A 050 25	50 x 25				
952A 050 32	50 x 32				
952A 050 40	50 x 40				
952A 063 50	63 x 50				
952A 075 50	75 x 50				
952A 075 63	75 x 63				
952A 090 63	90 x 63				
952A 090 75	90 x 75				
952A 110 50	110 x 50				
952A 110 63	110 x 63				
952A 110 90	110 x 90				

No. 953



Plug Female Glued
Grey

Code	Size	Packing	Color		
	mm	Pieces			
953 0000 20	20				
953 0000 25	25				
953 0000 32	32				
953 0000 50	50				
953 0000 63	63				
953 0000 75	75				
953 0000 90	90				
953 0001 10	110				

No. 957B



Tee Glued x Female
Grey

Code	Size	Packing	Color		
	mm x in x mm	Pieces			
957B 063 06	63 x 2" x 63				
957B 075 07	75 x 2½" x 75				
957B 090 08	90 x 3" x 90				
957B 110 09	110 x 4" x 110				

No. 952B



Union with O-Ring
Glued Grey

Code	Size	Packing	Color		
	mm	Pieces			
952B 000 25	25				
952B 000 32	30				
952B 000 50	35				
952B 000 63	40				
952B 000 75	45				
952B 000 90	50				

No. 951



Adaptor Glued x
Female Grey

Code	Size	Packing	Color		
	mm x in	Pieces			
951 0050 05	50 x 1½"				
951 0063 06	63 x 2"				
951 0075 07	75 x 2½"				
951 0090 08	90 x 3"				
951 0110 09	110 x 4"				

No. 950



Adaptor Glued x Male
Grey

Code	Size	Packing	Color		
	mm x mm x in	Pieces			
950 50 063 5	50 x 63 x 1½"				
950 50 063 6	50 x 63 x 2"				
950 63 075 6	63 x 75 x 2"				
950 75 090 6	75 x 90 x 2"				
950 75 090 7	75 x 90 x 2½"				
950 75 090 8	75 x 90 x 3"				
950 90 110 8	90 x 110 x 3"				
950 90 110 9	90 x 110 x 4"				

No. 910



Plain Flanged Adaptor
Male

Code	Size	Packing	Color		
	mm	Pieces			
910 000 063	63				
910 000 075	75				
910 000 090	90				
910 000 110	110				
910 000 125	125				
910 000 160	160				
910 000 200	200				

No. 911



Plain Flanged Adaptor
Female

Code	Size	Packing	Color		
	mm	Pieces			
911 000 063	63				
911 000 075	75				
911 000 090	90				
911 000 110	110				
911 000 125	125				
911 000 160	160				
911 000 200	200				

No. 912



Double Socket
Reducer

Code	Size	Packing	Color		
	mm x mm	Pieces			
912 090 063	90 x 63				
912 090 075	90 x 75				
912 110 075	110 x 75				
912 110 090	110 x 90				
912 160 110	160 x 110				
912 200 110	200 x 110				
912 200 160	200 x 160				

No. 912



Double Socket Sleeve
(Manson)

Code	Size	Packing	Color		
	mm	Pieces			
912 063 063	63				
912 075 075	75				
912 090 090	90				
912 110 110	110				
912 125 125	125				
912 160 160	160				
912 200 200	200				
912 225 225	225				
912 250 250	250				
912 315 315	315				

No. 912



Flexible Coupling

Code	Size	Packing	Color		
	mm - mm	Pieces			
912 087 117 M	87 - 117				
912 130 100 M	100 - 130				
912 152 182 M	152 - 182				
912 218 253	218 - 253				

No. 913



End Caps

Code	Size	Packing	Color		
	mm	Pieces			
913 000 063	63				
913 000 075	75				
913 000 090	90				
913 000 110	110				
913 000 125	125				
913 000 160	160				
913 000 200	200				



Pressure Pipes & Fittings

J

Pressure Fittings - Glue & Cleaner

No. 914



Bends 11°

Code	Size	Packing	Color		
	mm	Pieces			
914 110 110	110				
914 110 125	125				
914 110 160	160				
914 110 200	200				
914 110 250	250				

No. 914



Bends 22,5°

Code	Size	Packing	Color		
	mm	Pieces			
914 225 090	90				
914 225 110	110				
914 225 125	125				
914 225 160	160				
914 225 200	200				
914 225 250	250				

No. 914



Bends 45°

Code	Size	Packing	Color		
	mm	Pieces			
914 450 063	63				
914 450 075	75				
914 450 090	90				
914 450 110	110				
914 450 125	125				
914 450 160	160				
914 450 200	200				
914 450 250	250				

No. 914



Bends 90°

Code	Size	Packing	Color		
	mm	Pieces			
914 900 063	63				
914 900 075	75				
914 900 090	90				
914 900 110	110				
914 900 125	125				
914 900 160	160				
914 900 200	200				
914 900 250	250				
914 900 315	315				

No. 520



UPVC Glue

Code	Size	Packing	Mark		
	ml	Pieces			
520 000 125	125				
520 000 500	500				
520 001 000	1.000				
520 E00 500	500				
520 E01 000	1.000				

No. 420



Cleaner for UPVC

Code	Size	Packing	Mark		
	ml	Pieces			
420 A00 125	125				
420 A01 000	1.000				

Network Drainage

Description: UPVC pipes for drainage systems for water and conveyance of other fluids at low pressure.
UPVC pipes for sewerage systems and building installations.

Range: Metric series from Ø 50 up to Ø 400mm,

Pressure Rating: UPVC drainage pipes are available with a pressure rating of 4 bar at 20°C.

Joining methods: Pipes can be joined with straight socket and glue or with rubber ring socket.

Pipes lengths: Straight lengths of 3, 4 and 6m,

Color: Color coding on pipes and fittings

Drainage Pipes: Grey

Sewerage: Red - Brown

Materials: Unplasticized Polyvinyl Chloride (UPVC),

Drainage and sewerage pipes are not suitable for long exposure to sunlight (UV) but give excellent chemical resistance.





No. 880 (EN 12200)

Drainage Pipes



Nominal Size	Code	Thickness	Weight	Price
mm		mm	Kg/met.	/6 met.
4 meters				
50	880 00 050 4	1,5 - 1,8		
56	880 00 056 4	1,5 - 1,8		
63	880 00 063 4	1,5 - 1,8		
75	880 00 075 4	1,5 - 1,8		
90	880 00 090 4	1,8		
110	880 00 110 4	2,2		
6 meters				
50	880 00 050 6	1,5 - 1,8		
56	880 00 056 6	1,5 - 1,8		
63	880 00 063 6	1,5 - 1,8		
75	880 00 075 6	1,5 - 1,8		
90	880 00 090 6	1,8		
110	880 00 110 6	2,2		

No. 890 (DIN 8061-8062)

Drainage Pipes PN4
(SDR 51)



Nominal Size	Code	Thickness	Weight	Price
mm		mm	Kg/met.	/6 met.
4 meters				
125	890 40 125 4	2,2	1,48	
160	890 40 160 4	3,2	2,17	
6 meters				
125	890 60 125 6			
160	890 60 160 6			
180	890 60 180 6			
200	890 60 200 6			
225	890 60 225 6			
250	890 60 250 6			
315	890 60 315 6			
400	890 60 250 6			

No. 981

Pipes for AC Drain



Nominal Size	Code	Thickness	Weight	Price
mm		mm	Kg/met.	/6 met.
4 meters				
20	981 60 020 4	1,5	0,13	
25	981 60 025 4	1,9	0,21	
32	981 60 032 4	1,9	0,27	

No. 812



Coupling

Code	Size	Packing			
	mm	Pieces			
812 050 050	50				
612 0 050 050	50 x 50	250			
812 063 063	63				
812 075 075	75				
612 0 110 110	110	80	Olive Grey		
812 125 125	125				
812 160 160	160				
812 200 200	200				
812 250 250	250				
812 315 315	315				

No. 812



Bushing

Code	Size	Packing			
	mm x mm	Pieces			
812 075 063	75 x 63				
812 110 075	110 x 75				
812 125 110	125 x 110				
812 160 110	160 x 110				
812 160 125	160 x 125				
812 200 160	200 x 160				
812 250 200	250 x 200				
812 315 250	315 x 250				



Drainage Fittings

No. 814



Elbow 90°

Code	Size	Packing			
	mm	Pieces			
814 050 050	50				
614 0 050 050	50	100	Olive Grey		
814 063 063	63				
814 075 075	75				
614 0 110 110	110	28	Olive Grey		
814 125 125	125				
814 160 160	160				
814 200 200	200				
814 250 250	250				
814 315 315	315				

No. 815



Elbow 45°

Code	Size	Packing			
	mm	Pieces			
815 050 050	50				
615 0 050 050	50	130	Olive Grey		
815 063 063	63				
815 075 075	75				
615 0 110 110	110	40	Olive Grey		
815 125 125	125				
815 160 160	160				
815 200 200	200				
815 250 250	250				
815 315 315	315				

No. 817



Tee 90°

Code	Size	Packing			
	mm	Pieces			
817 050 050	50				
617 0 050 050	50	70	Olive Grey		
817 063 063	63				
817 075 075	75				
617 0 110 110	110	17	Olive Grey		
817 125 125	125				
817 160 160	160				
817 200 200	200				
817 250 250	250				
817 315 315	315				

No. 818



Tee "Y"

Code	Size	Packing			
	mm	Pieces			
818 050 050	50				
618 0 050 050	50	60	Olive Grey		
818 063 063	63				
818 075 075	75				
618 0 110 110	110	17	Olive Grey		
818 125 125	125				
818 160 160	160				
818 200 200	200				
818 250 250	250				
818 315 315	315				



No. 813



Waste Access Cap Solvent

Code	Size	Packing			
	mm	Pieces			
613 0 000 050	50	200	Olive Grey		
813 000 063	63				
813 000 075	75				
613 0 000 110	110	65	Olive Grey		
813 000 125	125				
813 000 160	160				
813 000 200	200				
813 000 250	250				
813 000 315	315				

No. 819



Ventilation Grill

Code	Size	Packing			
	mm	Pieces			
819 000 056	56				
819 000 063	63				
819 000 075	75				

No. 79

EN 1401-1

(Suspended BS4660 & BS5481)



Nominal Size	Code	Thickness	Weight	Price
Ø x met.		mm	Kg/met.	/6 met.
SN2	SDR: 51			
160 x 6	79 051 160 6	3,2	2,41	
200 x 6	79 051 200 6	3,9	3,62	
250 x 6	79 051 250 6	4,9		
315 x 6	79 051 315 6	6,2	9,02	
400 x 6	79 051 400 6	7,9	14,50	

Nominal Size	Code	Thickness	Weight	Price
Ø x met.		mm	Kg/met.	/6 met.
SN4	SDR: 41			
160 x 6	79 041 160 6	3,9	2,94	
200 x 6	79 041 200 6	4,9	4,57	
250 x 6	79 041 250 6	6,2	7,12	
315 x 6	79 041 315 6	7,5	11,10	
400 x 6	79 041 400 6	9,8	17,80	

Nominal Size	Code	Thickness	Weight	Price
Ø x met.		mm	Kg/met.	/6 met.
SN8	SDR: 34			
110 x 6	79 034 110 6	3,2	1,64	
160 x 6	79 034 160 6	4,7	3,44	
200 x 6	79 034 200 6	5,9	5,37	
250 x 6	79 034 250 6	7,3	8,31	
315 x 6	79 034 315 6	9,2	13,20	
400 x 6	79 034 400 6	11,7	21,10	





No. 712



Coupling

Code	Size	Packing	Color		
	mm x mm	Pieces			
712 110 110	110 x 110	80			
712 160 110	160 x 110	24			
712 160 160	160 x 160	24			
712 200 160	200 x 160	12			
712 200 200	200 x 200	12			
712 250 250	250 x 250	1			
712 315 315	315 x 315	8			
712 400 400	400 x 400	1			

No. 712A



Coupling Straight without STOP

Code	Size	Packing	Color		
	mm	Pieces			
712A 700 110	110	48			

No. 712B



Coupling Straight Socket x Spigot

Code	Size	Packing	Color		
	mm	Pieces			
712B 700 110	110	48			

No. 714



Bend 15°

Code	Size	Packing	Color		
	mm	Pieces			
714 150 110	110	40			
714 150 160	160	16			
714 150 200	200	10			
714 150 250	250	4			
714 150 315	315	4			

No. 714



Bend 30°

Code	Size	Packing	Color		
	mm	Pieces			
714 300 110	110	40			
714 300 160	160	16			
714 300 200	200	10			
714 300 250	250	4			
714 300 315	315	4			

No. 714



Bend 45°

Code	Size	Packing	Color		
	mm	Pieces			
714 450 110	110	40			
714 450 160	160	16			
714 450 200	200	10			
714 450 250	250	4			
714 450 315	315	4			

No. 714



Bend 92°

Code	Size	Packing	Color		
	mm	Pieces			
714 900 110	110	25			
714 900 160	160	10			
714 900 200	200	8			
714 900 250	250	1			
714 900 315	315	4			

No. 714



Bend 92° F & F

Code	Size	Packing	Color		
	mm	Pieces			
714 700 110	110	20			

No. 715



Bend 45° F & F

Code	Size	Packing	Color		
	mm	Pieces			
715 700 110	110	34			



No. 713



Plug

Code	Size	Packing	Color		
	mm	Pieces			
713 000 110	110	100			
713 000 160	160	80			
713 000 200	200	64			
713 000 250	250	1			
713 000 315	315	10			
713 000 400	400	1			

No. 155



Non Return Valve

Code	Size	Packing	Color		
	mm	Pieces			
155 55 51	110				
155 16 91	160				
155 20 91	200				

No. 717



Tee 92°

Code	Size	Packing	Color		
	mm x mm	Pieces			
717 110 110	110 x 110	18			
717 160 110	160 x 110	8			
717 160 160	160 x 160	8			
717 200 110	200 x 110	5			
717 200 160	200 x 160	5			
717 200 200	200 x 200	5			
717 250 110	250 x 110	2			
717 250 200	250 x 200	2			
717 250 250	250 x 250	2			
717 315 110	315 x 110	2			
717 315 200	315 x 200	2			
717 315 315	315 x 315	2			
717 400 110	400 x 110	2			

No. 718



Tee 45°

Code	Size	Packing	Color		
	mm	Pieces			
718 160 110	110	8			
718 160 160	160	8			
718 200 200	200	5			
718 250 250	250	2			
718 315 315	315	2			

No. 721



P-Trap Socket x Spigot

Code	Size	Packing	Color		
	mm	Pieces			
721 700 000	110	10			

No. 600



Inspection Chamber Base

Code	Size	Packing	Color		
	mm	Pieces			
600 230 110	230 / 110				
600 450 110	450 / 110				
600 450 160	450 / 160				

No. 602



Cover for Chamber Plastic

Code	Size	Packing	Type		
	mm	Pieces			
602 230 000	230		Plastic		
602 450 0CI	450		Cast Iron		
602 450 0PL	450		Plastic		
931 000 600	600 40 TN				



No. 730



Sewerage Gasket

Code	Size	Packing	Color		
	mm	Pieces			
730 000 250	250				
730 000 110	110				
730 000 125	125				
730 000 160	160				
730 000 200	200				
730 000 250	250				
730 000 315	315				

No. 601



Raising Piece

Code	Size	Packing	Color		
	mm	Pieces			
601 230 000	230				
601 450 000	450				

No. 199



PE Film for Construction

Code	Length x Thickness	Packing	Area		
	met. x mm	Pieces			
199 080 03A	3 x 0,08		12,0		
199 080 04A	4 x 0,08		12,0		
199 100 03A	3 x 0,10		10,3		
199 100 04A	4 x 0,10		10,3		
199 150 03A	3 x 0,15		7,0		
199 150 04A	4 x 0,15		7,0		
199 200 03A	3 x 0,20		5,3		
199 200 04A	4 x 0,20		5,3		
199 250 03A	3 x 0,25		4,3		
199 250 04A	4 x 0,25		4,3		
199 300 03A	3 x 0,30		3,5		
199 300 04A	4 x 0,30		3,5		

No. 41



Profiles

Code	Length	Packing	Type		
	met.	Pieces			
41 A000 002	2,5		30 x 40		
41 A000 004	4,0		30 x 40		
41 A000 006	4,0		60 x 76		
41 T000 001	2,5				
41 T000 002	2,5				
41 T000 003	2,5				
41 T000 03M	3,0				

No. 20



Spacer for Construction

Code	Type - Size	Packing	Color		
		Pieces			
20 10 06 016	Spacer Medium				
20 10 08 020	Spacer Large				
20 20 06 020	Bridge				
20 30 08 020	Round 8 - 20				
20 30 08 025	Round 8 - 25				
20 30 08 030	Round 8 - 30				

Cable Applications

Description: U-PVC pipes for electrical & telecommunications piping systems used for protection and routing of wiring in houses, residential, commercial buildings and industrial plants.

Range: Conduits - Metric series from Ø 16mm up to Ø 32mm, also available Ø 38mm & Ø 56mm
Telecommunication pipes - Ø 90mm, Ø 110mm & Ø160 mm

Pipes lengths: Conduits are in straight lengths of 3m.
Telecommunication pipes are in straight lengths of 6m.

Materials: Unplasticized Polyvinyl Chloride (UPVC)

- Features:**
- Non conductor of electricity to prevent electrical shocks.
 - High mechanical strength for buried and open trench application.
 - Non corrosive in nature and immune to chemical corrosion.
 - Light-weight to handle, install and transport.
 - Smooth inner surface for easy wiring.
 - Flexibility for long radius bending.
 - Long lasting life with minimum maintenance



Certifications: Conduit systems are approved and certified to bear the CERTIF EN 61386 mark.

Also conduit pipes are CE marked.

Refer to the technical manual for specific data sheets





No. 39 (EN 61386)



Size mm	Code	Inside Diameter	Weight	Price
		mm	kg/met	/3 met
LIGHT				
16	39 001 016 *	13,7	0,08	
20	39 001 020 *	17,4	0,11	
25	39 001 025 *	22,1	0,15	
32	39 001 032 *	28,6	0,23	
38	39 001 038 *	34,0	0,31	
MEDIUM				
16	39 002 016 *	13,0	0,10	
20	39 002 020 *	16,9	0,13	
25	39 002 025 *	21,4	0,18	
32	39 002 032 *	27,8	0,28	
38	39 002 038 *	33,5	0,36	
56	39 002 056 *	52,4	0,48	
HEAVY				
16	39 003 016 *	12,2	0,12	
20	39 003 020 *	15,8	0,17	
25	39 003 025 *	20,6	0,22	
32	39 003 032 *	26,6	0,35	
38	39 003 038 *	32,5	0,43	

No. 314 / 105 90° Bend



Size mm	Code	Weight	Packing	Price
		gr	Pieces	
16	314 016 016	44,0	75	
20	314 020 020	60,0	150	
25	314 025 025	96,0	130	
32	314 032 032	146,0	80	
38	314 038 038	197,0	60	
56	314 056 056	188,0	35	
63	314 063 063			
75	314 075 075			
110 Short	105 110			
110 Long	105 692			
160 45o Long	105 693			

No. 26

Duct For Electrical Cables



Size mm	Code	Color	Thickness	Price
			mm	/6 met
PN4 - With Rubber Ring				
110	26 040 110 *	Blue	2,2	
160	26 040 160 *	Blue	3,2	

No. 27

Duct For Electrical Cables



Size mm	Code	Color	Thickness	Price
			mm	/6 met
110	27 040 110 *	Blue	2,20	

No. 29 / 28

Duct for Telecommunication Networks



Size mm	Code	Color	Thickness	Price
			mm	/6 met
PN6 - Socketed				
90	29 060 090 *	Yellow	2,7	
90	28 060 090 *	Blue	2,7	

No. 315 / 318

Junction Box Cover



Size mm	Code	Weight	Packing	Price
		gr	Pieces	
70	315 B00 070	13,6	50 x 25	
90	318 000 090	18,2	40 x 25	

No. 201

Plug for Pipes



Size mm	Code	Weight	Packing	Price
		gr	Pieces	
90	201 000 090	13,0	120	
110	201 000 110	21,0	160	
160	201 000 160	59,0	45	



No. 311A

Adaptor Female



Size mm	Code	Weight gr	Packing Pieces	Price
16	311A 000 16	8,0	10 x 100	
20	311A 000 20	8,2	10 x 100	
20 x 16	311A 020 16	6,7	10 x 100	

No. 312

Coupling



Size mm	Code	Weight gr	Packing Pieces	Price
16	312 016 016	5,9	12 x 100	
20	312 020 020	7,5	8 x 100	
25	312 025 025	11,5	10 x 50	
32	312 032 032	19,2	5 x 50	
38	312 038 038	26,6	7 x 25	

No. 317

Switch Box Cover



Size mm	Code	Weight gr	Packing Pieces	Price
85 x 85	317 085 085	33,3	10 x 25	

No. 317A

Cover



Size mm	Code	Weight gr	Packing Pieces	Price
85 x 85	317A 85 085	-	100	
85 x 170	317A 85 170	-		

No. 231

Junction Box



Size mm	Code	Weight gr	Packing Pieces	Price
16	231 002 16	129	100	
20	231 002 20	125	100	

No. 231E

Junction Box with Extension



Size mm	Code	Weight gr	Packing Pieces	Price
16	231E 020 16	137,0	100	
20	231E 020 20	141,0	100	

No. 100 - 200 - 251


Spacers for Cable Applications



Size mm	Code	Weight gr	Packing Pieces	Price
45	100 100 045	90,0	40	
90	200 000 090	84,0	40	
110	200 000 110	84,0	40	
160	200 A00 160	172,0	20	
Socket 90	251 005 090	-		

No. 381

3-PE Duct



Size mm	Code	Price
32 (1 m)	381 00332 001	
32 (500 m)	381 00332 500	
32 (625 m)	381 00332 625	

No. 381

Multi Duct



Size mm	Code	Price
M4 x 10 mm (1 m)	381 20410 001	

Plastic Pipes & Fittings for Building Industry

Description: Soil and Waste systems for commercial, industrial, housing and public sector developments

Range: Imperial series from Ø1¼" up to Ø4".

Joining methods: Pipes can be joined with straight socket and glue or with rubber ring socket.

Pipes lengths: Straight lengths of 3, 4 and 6m.

Color: Olive Grey, Black, White, Light Grey, Terracotta
For fittings after the article number follows the color code digit:

612(X)050 050

OLIVE GREY digit : 0

BLACK digit : 1

WHITE digit : 2

LIGHT GREY digit : 4

TERRACOTTA digit : 7

For example: 612 0 050 050 is for waste coupler double solvent olive grey

Materials: Unplasticized Polyvinyl Chloride (UPVC)

Features:

- Strong and durable
- Convenient joining
- Better flow characteristics
- Leak proof
- Resistant to moisture, corrosion, chemicals, abrasion & wear
- Long lasting with minimum maintenance

Certifications & recognitions: Soil and Waste systems are certified to bear the CERTIF EN 1329 mark.



Refer to the technical manual for specific data sheets



No. 58

Overflow Pipes
Solvent



Size mm	Code	Outside Diameter	Wall Thickness	Weight	Price	
		mm	mm	Kg/met	/3 met	/4 met
20	58 10 200 13	21,5 - 21,7	1,4 - 1,7	0,14		

No. 83*

Overflow Fittings
Solvent



Code	Description	Color	Packing pieces	Price /piece
83 42 020 020	Knuckle Bend 20 mm	White	1.000	
83 52 020 020	45° Bend 20 mm	White	1.300	
83 72 020 020	Tee 20 mm	White	700	
83 22 020 020	Coupler 20 mm	White	1.500	
83 22 032 020	Reducer 36 x 20 mm	White	1.200	
83 22 040 020	Reducre 43 x 20 mm	White	800	
83 02 020 02	Tank Connector 20 x 3/4"	White	1.000	
83 4A 220 02	Bend Tank Connector 20 x 3/4"	White	1.000	

No. 65

Domestic Hot Water
Discharge Pipes



Size in - (mm)	Code	Outside Diameter	Wall Thickness	Weight	Price (Euro)	
		mm	mm	Kg/met	/3 met	/ 4 met
1¼" - (32)	65 100 004*	36,2 - 36,5	1,8 - 2,2	0,34		
1½" - (40)	65 100 005*	42,7 - 43,1	1,9 - 2,3	0,42		
2" - (50)	65 100 006*	55,7 - 56,1	2,0 - 2,4	0,58		

No. 68

Domestic Hot Water
Discharge Pipes



Size in - (mm)	Code	Outside Diameter	Wall Thickness	Weight	Price (Euro)	
		mm	mm	Kg/met	/3 met	/ 4 met
1¼" - (32)	68 100 036*	36,1 - 36,5	1,8	0,30		
1½" - (40)	68 100 043*	42,7 - 43,1	1,9	0,38		
2" - (50)	68 100 056*	55,7 - 56,1	2,0	0,52		

No. 69 (EN1329)

Domestic Discharge
Pipes



Size in - (mm)	Code	Outside Diameter	Wall Thickness	Weight	Price (Euro)	
		mm	mm	Kg/met	/3 met	/ 4 met
1¼" - (32)	69 100 036*	36,2 - 36,5	3,0	0,47		
1½" - (43)	69 100 043*	42,8 - 43,1	3,0	0,57		
2" - (56)	69 100 056*	55,8 - 56,1	3,0	0,76		
4" - (110)	69 100 110*	110,0 - 110,3	3,2	1,64		
6" - (160)	69 100 160*	160,0 - 160,4	3,2	2,41		
	** BS 4514					
3" - (82)	67 100 082*	82,4 - 82,8	3,2	1,21		

No. 610



Waste Male Threaded Adaptor Solvent (BSPM)

Code	Size	Packing	Color		
	mm x mm	Pieces			
610 00 032 04	32 x 1¼"	500	Olive Grey		
610 00 040 05	40 x 1½"	350			
610 00 050 06	50 x 2"	200			
610 10 032 04	32 x 1¼"	500	Black		
610 10 040 05	40 x 1½"	350			
610 10 050 06	50 x 2"	200			
610 20 032 04	32 x 1¼"	500	White		
610 20 040 05	40 x 1½"	350			
610 20 050 06	50 x 2"	200			
610 40 032 04	32 x 1¼"	500	Light Grey		
610 40 040 05	40 x 1½"	350			
610 40 050 06	50 x 2"	200			

No. 611



Waste Female Threaded Adaptor Solvent (BSPM)

Code	Size	Packing	Color		
	mm x mm	Pieces			
611 0 0032 04	32 x 1¼"	500	Olive Grey		
611 0 0040 05	40 x 1½"	350			
611 0 0050 05	50 x 1½"	200			
611 0 0050 06	50 x 2"	200	Black		
611 1 0032 04	32 x 1¼"	500			
611 1 0040 05	40 x 1½"	350			
611 1 0050 05	50 x 1½"	200	White		
611 1 0050 06	50 x 2"	200			
611 2 0032 04	32 x 1¼"	500			
611 2 0040 05	40 x 1½"	350	Light Grey		
611 2 0050 05	50 x 1½"	200			
611 2 0050 06	50 x 2"	200			
611 4 0032 04	32 x 1¼"	500	Light Grey		
611 4 0040 05	40 x 1½"	350			
611 4 0050 05	50 x 1½"	200			
611 4 0050 06	50 x 2"	200			

No. 612



Waste Coupler DS Solvent

Code	Size	Packing	Color		
	mm	Pieces			
612 0 032 032	32 x 32	500	Olive Grey		
612 0 040 040	40 x 40	300			
612 0 050 050	50 x 50	250			
612 1 032 032	32 x 32	500	Black		
612 1 040 040	40 x 40	300			
612 1 050 050	50 x 50	250			
612 2 032 032	32 x 32	500	White		
612 2 040 040	40 x 40	300			
612 2 050 050	50 x 50	250			
612 4 032 032	32 x 32	500	Light Grey		
612 4 040 040	40 x 40	300			
612 4 050 050	50 x 50	250			

No. 612



Waste Reducer Solvent

Code	Size	Packing	Color		
	mm x mm	Pieces			
612 0 040 032	40 x 32	1.000	Olive Grey		
612 0 050 040	50 x 40	450			
612 1 040 032	40 x 32	1.000	Black		
612 1 050 040	50 x 40	450			
612 2 040 032	40 x 32	1.000	White		
612 2 050 040	50 x 40	450			
612 4 040 032	40 x 32	1.000	Light Grey		
612 4 050 040	50 x 40	450			



Waste Access Cap Solvent

No. 613

Code	Size	Packing	Color		
	mm	Pieces			
613 0 000 032	32	500	Olive Grey		
613 0 000 040	40	350			
613 0 000 050	50	200			
613 1 000 032	32	500	Black		
613 1 000 040	40	350			
613 1 000 050	50	200			
613 2 000 032	32	500	White		
613 2 000 040	40	350			
613 2 000 050	50	200			
613 4 000 032	32	500	Light Grey		
613 4 000 040	40	350			
613 4 000 050	50	200			



Waste Bend 92° DS Solvent

No. 614

Code	Size	Packing	Color		
	mm	Pieces			
614 0 032 032	32	280	Olive Grey		
614 0 040 040	40	200			
614 0 050 050	50	100			
614 1 032 032	32	280	Black		
614 1 040 040	40	200			
614 1 050 050	50	100			
614 2 032 032	32	280	White		
614 2 040 040	40	200			
614 2 050 050	50	100			
614 4 032 032	32	280	Light Grey		
614 4 040 040	40	200			
614 4 050 050	50	100			



Waste Bend 45° DS Solvent

No. 615


Code	Size	Packing	Color		
	mm	Pieces			
615 0 032 032	32	400	Olive Grey		
615 0 040 040	40	280			
615 0 050 050	50	130			
615 1 032 032	32	400	Black		
615 1 040 040	40	280			
615 1 050 050	50	130			
615 2 032 032	32	400	White		
615 2 040 040	40	280			
615 2 050 050	50	130			
615 4 032 032	32	400	Light Grey		
615 4 040 040	40	280			
615 4 050 050	50	130			




Waste Conversion Bend 45° SS Solvent

No. 615A


Code	Size	Packing	Color		
	mm	Pieces			
615A 032 032	32	400	Olive Grey		
615A 040 040	40	280			
615A 050 050	50	130			
615A 132 032	32	400	Black		
615A 140 040	40	280			
615A 150 050	50	130			
615A 232 032	32	400	White		
615A 240 040	40	280			
615A 250 050	50	130			
615A 432 032	32	400	Light Grey		
615A 440 040	40	280			
615A 450 050	50	130			

No. 616  **Waste Knuckle Bend 90° DS Solvent**


Code	Size	Packing	Color		
	mm	Pieces			
616 0 032 032	32	350	Olive Grey		
616 0 040 040	40	220			
616 0 050 050	50	120			
616 1 032 032	32	350	Black		
616 1 040 040	40	220			
616 1 050 050	50	120			
616 2 032 032	32	350	White		
616 2 040 040	40	220			
616 2 050 050	50	120			
616 4 032 032	32	350	Light Grey		
616 4 040 040	40	220			
616 3 050 050	50	120			

No. 616A  **Waste Conversion Knuckle Bend 90° DS Solvent**

Code	Size	Packing	Color		
	mm	Pieces			
616A 032 032	32	350	Olive Grey		
616A 040 040	40	220			
616A 050 050	50	120			
616A 132 032	32	350	Black		
616A 140 040	40	220			
616A 150 050	50	120			
616A 232 032	32	350	White		
616A 240 040	40	220			
616A 250 050	50	120			
616A 432 032	32	350	Light Grey		
616A 440 040	40	220			
616A 450 050	50	120			

No. 617  **Waste Branch 92° TS Solvent**

Code	Size	Packing	Color		
	mm	Pieces			
617 0 032 032	32	190	Olive Grey		
617 0 040 040	40	100			
617 0 050 050	50	70			
617 1 032 032	32	190	Black		
617 1 040 040	40	100			
617 1 050 050	50	70			
617 2 032 032	32	190	White		
617 2 040 040	40	100			
617 2 050 050	50	70			
617 4 032 032	32	190	Light Grey		
617 4 040 040	40	100			
617 4 050 050	50	70			

No. 618  **Waste Branch 45° TS Solvent**

Code	Size	Packing	Color		
	mm	Pieces			
618 0 032 032	32	150	Olive Grey		
618 0 040 040	40	100			
618 0 050 050	50	60			
618 1 032 032	32	150	Black		
618 1 040 040	40	100			
618 1 050 050	50	60			
618 2 032 032	32	150	White		
618 2 040 040	40	100			
618 2 050 050	50	60			
618 4 032 032	32	150	Light Grey		
618 4 040 040	40	100			
618 4 050 050	50	60			

No. 622



Waste Floor Trap Solvent


Code	Size	Packing			
	mm	Pieces			
622 2 050 050	50 / 40	80	White		
622 4 050 050	50 / 40	80	Light Grey		

No. 817C




Pipe Clip

Code	Size	Packing	Color		
	mm	Pieces			
817C 000 032	32	1.000	Olive Grey		
817C 000 040	40	1.000			
817C 000 050	50	1.000			
817C 000 110	110	130			
817C 100 032	32	1.000	Black		
817C 100 040	40	1.000			
817C 100 050	50	1.000			
817C 100 110	110	130			
817C 200 032	32	1.000	White		
817C 200 040	40	1.000			
817C 200 050	50	1.000			
817C 200 110	110	130			
817C 400 032	32	1.000	Light Grey		
817C 400 040	40	1.000			
817C 400 050	50	1.000			
817C 400 110	110	130			

No. 612  **Soil Coupler DS Solvent**


Code	Size	Packing	Color
	mm	Pieces	
612 0 082 082	82	150	Olive Grey
612 0 110 110	110	80	Olive Grey
612 1 110 110	110	80	Black
612 4 110 110	110	80	Light Grey

No. 612  **Soil Reducer Solvent**


Code	Size	Packing	Color
	mm x mm	Pieces	
612 0 082 050	82 x 50	130	Olive Grey
612 0 110 050	110 x 50	80	Olive Grey
612 0 110 082	110 x 80	80	Olive Grey
612 1 110 050	110 x 50	80	Black
612 1 110 082	110 x 80	80	Black
612 4 110 050	110 x 50	80	Light Grey
612 4 110 082	110 x 80	80	Light Grey

No. 612B  **Soil Slip Coupler Solvent**


Code	Size	Packing	Color
	mm	Pieces	
612B 000 110	110	80	Olive Grey
612B 100 110	110	80	Black
612B 400 110	110	80	Light Grey

No. 613  **Soil Coupler DS Solvent**


Code	Size	Packing	Color
	mm	Pieces	
613 0 000 082	82	180	Olive Grey
613 0 000 110	110	65	Olive Grey
613 1 000 110	110	65	Black
613 4 000 110	110	65	Light Grey

No. 614  **Soil Bend 92° DS Solvent**


Code	Size	Packing	Color
	mm	Pieces	
614 0 082 082	82	40	Olive Grey
614 0 110 110	110	28	Olive Grey
614 1 110 110	110	28	Black
614 4 110 110	110	28	Light Grey

No. 614A  **Soil Bend 92° DS Solvent**


Code	Size	Packing	Color
	mm	Pieces	
614A 000 110	110	28	Olive Grey
614A 100 110	110	28	Black
614A 400 110	110	28	Light Grey

No. 614B  **Soil Access Door Bend 92° DS Solvent**

Code	Size	Packing	Color
	mm	Pieces	
614B 000 082	82	35	Olive Grey
614B 000 110	110	20	Olive Grey
614B 100 110	110	20	Black
614B 400 110	110	20	Light Grey

No. 614C  **Soil Access Door Bend 92° DS Solvent**


Code	Size	Packing	Color
	mm	Pieces	
614C 000 110	110	20	Olive Grey
614C 100 110	110	20	Black
614C 400 110	110	20	Light Grey

No. 614L  **Soil Conversion Knuckle Bend 90° SS Solvent**


Code	Size	Packing	Color		
	mm	Pieces			
614L 000 110	110	36	Olive Grey		
614L 100 110	110	36	Black		
614L 400 110	110	36	Light Grey		

No. 615  **Soil Bend 45° DS Solvent**


Code	Size	Packing	Color		
	mm	Pieces			
615 0 082 082	82	70	Olive Grey		
615 0 110 110	110	40	Olive Grey		
615 1 110 110	110	40	Black		
6154 110 110	110	40	Light Grey		

No. 615A  **Soil Bend 45° DS Solvent**


Code	Size	Packing	Color		
	mm	Pieces			
615A 000 110	110	40	Olive Grey		
615A 100 110	110	40	Black		
615A 400 110	110	40	Light Grey		

No. 616  **Soil Knuckle Bend 110° DS Solvent**


Code	Size	Packing	Color		
	mm	Pieces			
616 0 110 110	110	36	Olive Grey		
616 1 110 110	110	36	Olive Grey		
616 4 110 110	110	36	Black		

No. 616A  **Soil Knuckle Bend 110° DS Solvent**


Code	Size	Packing	Color		
	mm	Pieces			
616A 000 110	110	36	Olive Grey		
616A 100 110	110	36	Black		
616A 400 110	110	36	Light Grey		

No. 617  **Soil Branch 92° TS Solvent**


Code	Size	Packing	Color		
	mm	Pieces			
617 0 082 082	82	30	Olive Grey		
617 0 110 110	110	17	Olive Grey		
617 1 110 110	110	17	Black		
617 4 110 110	110	17	Light Grey		

No. 617  **Soil Short Boss Connector DS Solvent (Requires Boss Adaptor)**


Code	Size	Packing	Color		
	mm x mm	Pieces			
617 0 110 063	110 x 63	36	Olive Grey		
617 1 110 063	110 x 63	36	Black		
617 4 110 063	110 x 63	36	Light Grey		

No. 617  **Soil Boss Pipe Connector DS Solvent**


Code	Size	Packing	Color		
	mm x mm	Pieces			
617 0 110 032	110 x 32	38	Olive Grey		
617 0 110 040	110 x 40	38			
617 0 110 050	110 x 50	36			
617 1 110 032	110 x 32	38	Black		
617 1 110 040	110 x 40	38			
617 1 110 050	110 x 50	36			
617 4 110 032	110 x 32	38	Light Grey		
617 4 110 040	110 x 40	38			
617 4 110 050	110 x 50	36			

No. 617A  **Soil Branch 92° DS Solvent**


Code	Size	Packing	Color		
	mm	Pieces			
617A 000 110	110	17	Olive Grey		
617A 100 110	110	17	Black		
617A 400 110	110	17	Light Grey		

No. 617B  **Soil Access Door Branch 92° TS Solvent**


Code	Size	Packing	Color		
	mm	Pieces			
617B 000 082	82	26	Olive Grey		
617B 000 110	110	15	Olive Grey		
617B 100 110	110	15	Black		
617B 400 110	110	15	Light Grey		

No. 617C  **Soil Access Door Branch 92° TS Solvent**


Code	Size	Packing	Color		
	mm	Pieces			
617C 000 110	110	15	Olive Grey		
617C 100 110	110	15	Black		
617C 400 110	110	15	Light Grey		

No. 617D  **Soil Boss Pipe Connector SS Solvent**

Code	Size	Packing	Color		
	mm x mm x mm	Pieces			
617D 011 564	110 x 50 x 40	27	Olive Grey		
617D 111 564	110 x 50 x 40	27	Black		
617D 411 564	110 x 50 x 40	27	Light Grey		

No. 618  **Soil Branch 45° TS Solvent**

Code	Size	Packing	Color		
	mm	Pieces			
618 0 082 082	82	36	Olive Grey		
618 0 110 110	110	17	Olive Grey		
618 1 110 110	110	17	Black		
618 4 110 110	110	17	Light Grey		

No. 618A  **Soil Branch 45° TS Solvent**

Code	Size	Packing	Color		
	mm	Pieces			
618A 000 110	110	17	Olive Grey		
618A 100 110	110	17	Black		
618A 400 110	110	17	Light Grey		


No. 619



Tee Boss Adaptor Solvent

Code	Size	Packing	Color		
	mm x mm	Pieces			
619 0 050 032	51 x 32	400	Olive Grey		
619 0 050 040	51 x 40	370			
619 0 050 050	51 x 50	300			
619 1 050 032	51 x 32	400	Black		
619 1 050 040	51 x 40	370			
619 1 050 050	51 x 50	300			
619 2 050 032	51 x 32	400	White		
619 2 050 040	51 x 40	370			
619 2 050 050	51 x 50	300			
619 4 050 032	51 x 32	400	Light Grey		
619 4 050 040	51 x 40	370			
619 4 050 050	51 x 50	300			

No. 621



Soil Vent Terminal Solvent

Code	Size	Packing	Color		
	mm	Pieces			
621 0 050 050	50	500	Olive Grey		
621 0 082 082	82	450			
621 0 110 110	110	250			
621 1 050 050	50	500	Black		
621 1 110 110	110	250			
621 4 050 050	50	500	Light Grey		
621 4 110 110	110	250			

No. 624



Soil Boss Connector Solvent (2 pieces)

Code	Size	Packing	Color		
	mm x mm	Pieces			
624 0 110 040	110 x 40	200	Olive Grey		
624 0 110 050	110 x 50	150	Olive Grey		

No. 621A



Soil Vent Cowl Solvent

Code	Size	Packing	Color		
	mm	Pieces			
621A 000 110	110	200	Olive Grey		
621A 100 110	110	200	Black		
621A 200 110	110	200	White		
621A 400 110	110	200	Light Grey		

No. 624A



Soil Strap Boss Open Type "A"

Code	Size	Packing	Color		
	mm x mm	Pieces			
624A 011 063	110 x 63	65	Olive Grey		
624A 111 063	110 x 63	65	Black		
624A 411 063	110 x 63	65	Light Grey		

No. 624A



Soil Strap Boss Open Type "A" Solvent


Code	Size	Packing	Color		
	mm x mm	Pieces			
624A 011 050	110 x 50	70	Olive Grey		
624A 111 050	110 x 50	70	Black		
624A 411 050	110 x 50	70	Light Grey		

No. 624B




Soil Strap Boss Type "B" Solvent


Code	Size	Packing	Color		
	mm x mm	Pieces			
624B 000 110	110 x 50	70	Olive Grey		
624B 100 110	110 x 50	70	Black		
624B 200 110	110 x 50	70	Light Grey		

No. 625  **Soil Access Door Pipe DS Solvent**


Code	Size	Packing	Color
	mm x mm	Pieces	
625 0 000 110	110 x 63	20	Olive Grey
625 1 000 110	110 x 63	20	Black
625 4 000 110	110 x 63	20	Light Grey

No. 625A  **Soil Access Door Pipe DS Solvent**


Code	Size	Packing	Color
	mm x mm	Pieces	
625A 000 110	110 x 63	20	Olive Grey
625A 100 110	110 x 63	20	Black
625A 400 110	110 x 63	20	Light Grey

No. 626  **Soil Floor Gully Intel (Polypropylene)**


Code	Size	Packing	Type
	mm x mm	Pieces	
626 2 145 145	145 x 145	96	Plastic

No. 631  **Soil Gully Trap Type "A" Solvent**


Code	Size	Packing	Type
	mm x mm	Pieces	
631 0 110	82 x 50	24	Plastic

No. 632  **Soil Gully Trap Type "B" Solvent**


Code	Size	Packing	Type
	mm x mm x mm	Pieces	
632 0 110 082	110 x 82 x 50	24	Plastic

No. 662  **Soil Coupler DS Push Fit**

Code	Size	Packing	Color
	mm	Pieces	
662 0 110 110	110	48	Olive Grey
662 1 110 110	110	48	Black
662 4 110 110	110	48	Light Grey

No. 662B  **Soil Slip Coupler Push Fit (without Stop)**


Code	Size	Packing	Color
	mm	Pieces	
662B 000 110	110	48	Olive Grey
662B 100 110	110	48	Black
662B 200 110	110	48	White
662B 400 110	110	48	Light Grey

No. 662C  **Soil Coupler Solvent / Push Fit**


Code	Size	Packing	Color
	mm	Pieces	
662C 000 110	110	48	Olive Grey
662C 100 110	110	48	Black
662C 200 110	110	48	White
662B 400 110	110	48	Light Grey

No. P62  **Boss Rubber Adaptor**


Code	Size	Packing	Color
	mm x mm	Pieces	
P62 4 006 303	63 x 32	300	Black
P62 4 006 304	63 x 40	300	
P62 4 006 305	63 x 50	300	

No. 664  **Soil Bend 92° DS Push Fit**


Code	Size	Packing	Color
	mm	Pieces	
664 0 110 110	110	25	Olive Grey
664 1 110 110	110	25	Black
664 4 110 110	110	25	Light Grey

No. 664A  **Soil Bend 92° SS Push Fit**


Code	Size	Packing	Color
	mm	Pieces	
664A 000 110	110	25	Olive Grey
664A 100 110	110	25	Black
664A 400 110	110	25	Light Grey

No. 664B  **Soil Access Door Bend 92° DS Push Fit**


Code	Size	Packing	Color
	mm	Pieces	
664B 000 110	110	20	Olive Grey
664B 100 110	110	20	Black
664B 400 110	110	20	Light Grey

No. 664C  **Soil Access Door Bend 92° SS Push Fit**


Code	Size	Packing	Color
	mm	Pieces	
664C 000 110	110	20	Olive Grey
664C 100 110	110	20	Black
664C 400 110	110	20	Light Grey

No. 665  **Soil Bend 45° DS Push Fit**


Code	Size	Packing	Color
	mm	Pieces	
665 0 110 110	110	40	Olive Grey
665 1 110 110	110	40	Black
665 4 110 110	110	40	Light Grey

No. 665A  **Soil Bend 45° SS Push Fit**


Code	Size	Packing	Color
	mm	Pieces	
665A 000 110	110	45	Olive Grey
665A 100 110	110	45	Black
665A 400 110	110	45	Light Grey

No. 665  **Soil Bend 30° DS Push Fit**


Code	Size	Packing	Color
	mm	Pieces	
665 0 030 110	110	45	Olive Grey
665 1 030 110	110	45	Black
665 4 030 110	110	45	Light Grey

No. 665A  **Soil Bend 30° SS Push Fit**

Code	Size	Packing	Color
	mm	Pieces	
665A 030 110	110	45	Olive Grey
665A 130 110	110	45	Black
665A 430 110	110	45	Light Grey

No. 665  **Soil Bend 30° DS Push Fit**


Code	Size	Packing	Color		
	mm	Pieces			
665 0 030 110	110	45	Olive Grey		
6651 030 110	110	45	Black		
6654 030 110	110	45	Light Grey		

No. 665A  **Soil Bend 15° SS Push Fit**


Code	Size	Packing	Color		
	mm	Pieces			
665A 015 110	110	45	Olive Grey		
665A 115 110	110	45	Black		
665A 415 110	110	45	Light Grey		

No. 665C  **Offset Bend 45° DS Solvent / Push Fit**


Code	Size	Packing	Color		
	mm	Pieces			
665C 015 110	110	40	Olive Grey		
665C 115 110	110	40	Black		
665C 415 110	110	40	Light Grey		

No. 667  **Soil Branch 92° TS Push Fit**


Code	Size	Packing	Color		
	mm	Pieces			
667 0 030 110	110	14	Olive Grey		
667 1 030 110	110	14	Black		
667 4 030 110	110	14	Light Grey		

No. 667A  **Soil Branch 92° DS Push Fit**

Code	Size	Packing	Color		
	mm	Pieces			
667A 000 110	110	14	Olive Grey		
667A 100 110	110	14	Black		
667A 400 110	110	14	Light Grey		

No. 667B  **Soil Access Door Branch 92° TS Push Fit**

Code	Size	Packing	Color		
	mm	Pieces			
667B 000 110	110	12	Olive Grey		
667B 100 110	110	12	Black		
667B 400 110	110	12	Light Grey		

No. 667C  **Soil Access Door Branch 92° DS Push Fit**

Code	Size	Packing	Color		
	mm	Pieces			
667C 000 110	110	12	Olive Grey		
667C 100 110	110	12	Black		
667C 400 110	110	12	Light Grey		

No. 668



Soil Branch 45° TS Push Fit

Code	Size	Packing	Color		
	mm	Pieces			
668 0 030 110	110	15	Olive Grey		
668 1 030 110	110	15	Black		
668 4 030 110	110	15	Light Grey		

No. 668A



Soil Branch 45° DS Push Fit

Code	Size	Packing	Color		
	mm	Pieces			
668A 000 110	110	15	Olive Grey		
668A 100 110	110	15	Black		
668A 400 110	110	15	Light Grey		

No. 675



Soil Access Door Pipe DS Push Fit

Code	Size	Packing	Color		
	mm x mm	Pieces			
675 0 000 110	110 x 63	18	Olive Grey		
675 1 000 111	110 x 63	18	Black		
675 4 000 114	110 x 63	18	Light Grey		

No. 675A



Soil Access Door Pipe SS Push Fit

Code	Size	Packing	Color		
	mm x mm	Pieces			
675A 000 110	110 x 63	18	Olive Grey		
675A 100 110	110 x 63	18	Black		
675A 400 110	110 x 63	18	Light Grey		

No. 817C



Soil Pipe Clips (Polypropylene)

Code	Size	Packing	Color		
	mm	Pieces			
817C 000 110	110	130	Olive Grey		
817C 100 110	110	130	Black		
817C 200 110	110	130	White		
817C 400 110	110	130	Light Grey		

No. 79

EN 1401-1

(Supersedes BS4600 & BS5481)



Size mm	Code	Thickness mm	Wight Kg / met	Price /6 met
SN4 (SDR: 41)				
110	79 034 110 *	3,2	1,64	
160	79 041 160 *	4,0	2,94	
200	79 041 200 *	4,9	4,57	
250	79 041 250 *	6,2	7,12	
315	79 041 315 *	7,7	11,10	
400	79 041 400 *	9,8	17,80	

No. 713



Sewer Coupler DS

Code	Size	Packing	Color
	mm	Pieces	
713 7 000 110	110	65	Terracotta

No. 712



Sewer Coupler DS

Code	Size	Packing	Color
	mm	Pieces	
712 7 110 110	110	48	Terracotta

No. 712A



Coupling Straight without STOP

Code	Size	Packing	Color
	mm	Pieces	
712A 7 000 110	110	48	

No. 714



Sewer Bend 92° DS

Code	Size	Packing	Color
	mm	Pieces	
714 7 900 110	110	25	Terracotta

No. 714A



Sewer Bend 92° DS

Code	Size	Packing	Color
	mm	Pieces	
714A 7 000 110	110	25	Terracotta

No. 715



Sewer Bend 15° DS

Code	Size	Packing	Color
	mm	Pieces	
715 7 150 110	110	45	Terracotta

No. 715A



Sewer Bend 15° SS

Code	Size	Packing	Color
	mm	Pieces	
715A 7 150 110	110	45	Terracotta

No. 715



Sewer Bend 30° DS

Code	Size	Packing	Color
	mm	Pieces	
715 7 300 110	110	45	Terracotta

No. 715A



Sewer Bend 30° SS

Code	Size	Packing	Color
	mm	Pieces	
715A 7 300 110	110	45	Terracotta

No. 715



Sewer Bend 45o DS

Code	Size	Packing	Color		
	mm	Pieces			
715 7 450 110	110	45	Terracotta		

No. 715A



Sewer Bend 45° SS

Code	Size	Packing	Color		
	mm	Pieces			
715A 745 110	110	45	Terracotta		

No. 717



Sewer Branch 92° TS

Code	Size	Packing	Color		
	mm	Pieces			
717 7 110 110	110	14	Terracotta		

No. 717A



Sewer Branch 92° DS

Code	Size	Packing	Color		
	mm	Pieces			
717A 700 110	110	14	Terracotta		

No. 718



Sewer Branch 45° TS

Code	Size	Packing	Color		
	mm	Pieces			
718 7 110 110	110	14	Terracotta		

No. 718A



Sewer Branch 45° DS

Code	Size	Packing	Color		
	mm	Pieces			
718A 700 110	110	14	Terracotta		

No. 721



Sewer Bottle Trap

Code	Size	Packing	Color		
	mm x mm	Pieces			
721 0 160 110	160 x 110	10	Terracotta		

No. 721A



Sewer Bottle Trap Rear Inlet

Code	Size	Packing	Color		
	mm x mm x mm	Pieces			
721A 160 110	160 x 110 x 110	10	Terracotta		

No. 721



Sewer P-Trap SS

Code	Size	Packing	Color		
	mm	Pieces			
721 7 000 110	110	10	Terracotta		

No. 722



Sewer V-Trap SS

Code	Size	Packing	Color		
	mm	Pieces			
722 7 000 110	110	15	Terracotta		

No. 723



Sewer Square Hopper Spigot End

Code	Size	Packing	Color		
	mm	Pieces			
723 7 000 110	110	12	Terracotta		

No. 723A



Sewer Square Grid (Polypropylene)

Code	Size	Packing	Color		
	mm x mm	Pieces			
723A 000 000	150 x 150	120	Black		

CODES INDEX

Code	Page/s	Code	Page/s	Code	Page/s	Code	Page/s	Code	Page/s
No. 12	95	No. 120 L	65	No. 218	89	No. 330 D	14	No. 381	125
No. 13	95	No. 120 S	65	No. 231	123	No. 331	11	No. 410	75
No. 19	95	No. 120 T	66	No. 231 E	123	No. 331 A	11	No. 411	76
No. 20	119	No. 121 B	64	No. 233	24	No. 331 B	11	No. 412	76
No. 21	95	No. 121 L	65	No. 234	24	No. 331 C	14	No. 413	76
No. 26	122	No. 111 T	66	No. 240	34 - 35	No. 332	12	No. 414	70 - 121
No. 27	122	No. 112 A	60	No. 240 B	34	No. 332 A	12	No. 415	70
No. 28	122	No. 122 D	66	No. 241	34 - 35	No. 332 B	12	No. 416	70
No. 29	122	No. 122 T	66	No. 242	34	No. 332 C	12 - 89	No. 417	70
No. 30	100	No. 125 B	64	No. 242 A	34	No. 332 D	12	No. 418	70
No. 33	95	No. 125 D	66	No. 243 A	34	No. 333	13	No. 419	70
No. 39	122	No. 125 S	65	No. 244	34	No. 333 A	13	No. 420	111
No. 41	95 - 119	No. 115 T	66	No. 250	19	No. 333 C	14	No. 441	74 - 77
No. 45	104	No. 127 B	64	No. 250 A	19	No. 334	13	No. 442	74
No. 45 A	104	No. 127 D	66	No. 251	19	No. 334 A	13	No. 442 A	74
No. 52	88	No. 127 S	65	No. 252	19	No. 336	88	No. 442 B	74
No. 58	126	No. 117 T	66	No. 252 A	19	No. 342	26	No. 453	74
No. 65	127	No. 118 B	58	No. 252 B	19	No. 343	25	No. 453 A	74
No. 68	127	No. 128 D	66	No. 254	19	No. 344	25	No. 453 B	74
No. 69	127	No. 128 L	65	No. 260	22	No. 345	26	No. 454	74
No. 79	116 - 140	No. 128 S	65	No. 260 A	22	No. 350	20	No. 455	75
No. 83 *	126	No. 118 T	66	No. 260 B	22	No. 350 A	20	No. 455 A	75
No. 88	116	No. 129 B	64	No. 261	23	No. 350 B	20	No. 455 B	75
No. 89 *	116	No. 129 D	66	No. 261 A	23	No. 351	20	No. 461	75 - 77
No. 98	106 - 107	No. 129 S	65	No. 262	23	No. 351 A	20	No. 462	75
No. 99	105	No. 119 T	66	No. 262 A	23	No. 352	21	No. 482	104
No. 101	68	No. 141	84	No. 262 B	23	No. 352 A	21	No. 520	111
No. 102	68	No. 155	118	No. 262 D	23	No. 352 B	21	No. 530	80
No. 103	63	No. 182	81	No. 263	24	No. 353	21	No. 534	97
No. 103 F	63	No. 190 B	77	No. 263 A	24	No. 353 A	21	No. 534 L	97
No. 103 M	63	No. 191	88	No. 264	24	No. 354	21	No. 539	96
No. 104	68	No. 193	76	No. 264 A	24	No. 354 A	21	No. 539 L	96
No. 104 C	63	No. 199	119	No. 269 R	25	No. 360	16	No. 542	98 - 99
No. 105	122	No. 200	123	No. 269 M	25	No. 360 A	16	No. 542 S	100
No. 105 C	63	No. 200 A	123	No. 311 A	123	No. 360 B	16	No. 546	31
No. 105 V	67 - 88	No. 203	84 - 121	No. 312	123	No. 361	16	No. 547	30
No. 106	68	No. 204	84	No. 314	122	No. 361 A	17	No. 547 B	32
No. 107	69	No. 205	84	No. 315	122	No. 362	17	No. 548	51
No. 108 F	62	No. 208	83	No. 317	123	No. 362 A	17	No. 549	31
No. 108 G	62	No. 210	90	No. 317 A	123	No. 362 B	17	No. 550	40 - 42 - 46
No. 108 M	62	No. 212	88 - 87	No. 318	122	No. 362 C	17	No. 550 A	40 - 42 - 46
No. 108 T	62	No. 213	89	No. 321 C	15	No. 363	18	No. 550 B	40 - 43 - 46
No. 109 T	62	No. 213 A	69	No. 321 D	15	No. 363 A	18	No. 550 C	40 - 43 - 47
No. 120	64	No. 214	89	No. 330	10	No. 364	18	No. 550 F	41 - 45
No. 120 B	64	No. 215	90 - 91	No. 330 A	10	No. 364 A	18	No. 550 H	41 - 45
No. 120 D	66	No. 216	90	No. 330 B	11	No. 367	25	No. 550 T	41 - 44 - 47
No. 120 G	64 - 88	No. 217	90	No. 330 C	14	No. 376	25	No. 552	75

CODES INDEX

Code	Page/s	Code	Page/s	Code	Page/s	Code	Page/s	Code	Page/s
No. 553	76	No. 616 A	130 - 133	No. 666 A	52	No. 722	141	No. 954	108
No. 553 A	76	No. 617	132 - 133	No. 667	52 - 138	No. 723	141	No. 955	108
No. 553 B	76	No. 617 A	134	No. 667 A	138	No. 723 A	141	No. 957	108
No. 555	80	No. 617 B	134	No. 667 B	138	No. 730	119	No. 957 A	108
No. 559	80	No. 617 C	134	No. 667 C	138	No. 781	85	No. 957 B	109
No. 560	80	No. 617 D	134	No. 668	52 - 139	No. 782	26	No. 959	36
No. 563	80	No. 618	130 - 134	No. 668 A	52 - 139	No. 786	85	No. 961	69
No. 564	80	No. 618 A	134	No. 675	139	No. 787	85	No. 961 P	69
No. 566	30	No. 619	135	No. 675 A	139	No. 812	114	No. 962	68
No. 566 B	32	No. 621	135	No. 680	54	No. 813	116	No. 962 A	68
No. 566 C	32 - 88	No. 621 A	135	No. 680 B	54	No. 814	26 - 41 - 115	No. 963	69
No. 566 L	35	No. 622	131	No. 681	54	No. 815	84 - 115	No. 965	36
No. 567	80	No. 624	137	No. 682 A	54	No. 816	52	No. 980 F	104
No. 568	85	No. 624 A	137	No. 686 A	54	No. 817	107 - 115	No. 981	114
No. 569	85	No. 624 B	137	No. 687	54	No. 817 C	131 - 139	No. P 62	136
No. 570	30	No. 625	136	No. 687 A	54	No. 818	107 - 115	No. P 363	24
No. 570 L	35	No. 625 A	136	No. 689	55	No. 819	116	No. P 364	24
No. 571	30	No. 626	136	No. 689 A	55	No. 880	114	No. P 365	24
No. 572	30	No. 631	136	No. 690	56	No. 890	114	No. P 766	58
No. 572 B	30	No. 632	136	No. 690 B	56	No. 901	83		
No. 573	31	No. 640	53	No. 691	56	No. 902	82		
No. 573 A	31	No. 641	53	No. 692 A	56	No. 903	83		
No. 573 B	88	No. 642 A	53	No. 693	56	No. 904	85		
No. 573 L	35	No. 643	53	No. 694	56	No. 905	84		
No. 574	32	No. 643 A	53	No. 695	56	No. 905 A	84		
No. 575 L	35	No. 644	53	No. 696 A	57	No. 906	85		
No. 576	57	No. 649	53	No. 697	57	No. 907	82		
No. 576 D	55	No. 649 A	53	No. 697 A	57	No. 908	82		
No. 578	58	No. 660	51	No. 699	57	No. 910	80 - 110		
No. 578 K	58	No. 660 B	51	No. 699 A	57	No. 911	83 - 110		
No. 580	26 - 33	No. 660 C	51	No. 700	83	No. 912	83 - 110		
No. 600	118	No. 661	50	No. 702	82	No. 913	110		
No. 601	119	No. 661 A	51	No. 704	82	No. 914	111		
No. 602	118	No. 662	50 - 138	No. 712	117 - 140	No. 915	83		
No. 610	94 - 128	No. 662 A	51	No. 712 A	117 - 140	No. 915 A	83		
No. 611	128	No. 662 B	136	No. 712 B	117	No. 921	80		
No. 612	128 - 132	No. 662 C	136	No. 713	118 - 140	No. 922	82		
No. 612 B	132	No. 663	50	No. 714	117 - 140	No. 922 C	82		
No. 613	129 - 132	No. 663 A	50	No. 714 A	140	No. 923	85		
No. 614	129 - 132	No. 664	50 - 137	No. 715	117-140-141	No. 924	58		
No. 614 A	132	No. 664 A	137	No. 715 A	140 - 141	No. 949	85 - 89		
No. 614 B	132	No. 664 B	137	No. 717	118 - 141	No. 950	78 - 109		
No. 614 C	132	No. 664 C	137	No. 717 A	141	No. 951	69 - 109		
No. 614 L	133	No. 665	51-137-138	No. 718	118 - 141	No. 952	108		
No. 615	129 - 133	No. 665 A	51-137-138	No. 718 A	141	No. 952 A	109		
No. 615 A	129 - 133	No. 665 C	138	No. 721	118 - 141	No. 952 B	109		
No. 616	130 - 133	No. 666	52	No. 721 A	141	No. 953	69 - 109		

General Terms & Condition Supply

INTRODUCTION

Our supplies include the products specified in our "sales confirmation" and are subject to the following terms and conditions which the customer declares to know and to accept,

excepting possible derogation stated in a written agreement. "Incoterms", as defined by the International Chamber of Commerce, shall govern all the foreign supplies.

PRODUCTS

In order to avoid any misunderstandings, it is advisable to refer to the names and the codes of our catalogues and/or price lists for the indication of the products.

PACKAGING

To reduce the delivery time and to help the customer stock the products, we reserve the right to convert the requested quantities in multiples of the standard packages, as shown in our catalogues.

Packaging is restricted to the standard dimensions of containers.

20 Feet container: 2.35 x 2.35 x 5.95 meters

40 Feet container: 2.35 x 2.35 x 12.00 meters

40 Feet HC container: 2.35 x 2.70 x 12.00 meters

Dimensions of our master carton 56 x 48 x 32.5 cm.

Dimensions of our half size carton 28 x 48 x 32.5 cm.

Capacity 1 x 20 container:

333 loose cartons (288 on pallets)

Capacity 1 x 40 container:

671 loose cartons (576 on pallets)

Capacity 1 x 40 HC container:

767 loose cartons (672 on pallets)

Elysee recommends this option.

Actual packaging will appear on the Proforma invoice.

Note: • Small box (Half size)

INTDELIVERY

It has to be assumed ex- our warehouses and/or stores. We will indicate the delivery time terms for not available items.

SHIPMENT

Shipment terms will be shown on our Proforma invoice. The goods travel at the purchaser's own risk.

PAYMENT

For overseas supplies payments should be effected by opening an irrevocable confirmed letter of credit or,

1. Against draft or bank receipt at sight,
2. Against other form of payments to be agreed upon.

OWNERSHIP CLAUSE

The products supplied by us will remain our property until fully paid.

GUARANTEE

We guarantee the good quality of our products in compliance with the standard listed in our catalogues. Our warranty will limit to the replacement of the faulty products, excluding

any other liability in particular for damages caused, if any, whatsoever by utilization of our products.

This guarantee terminates and will be no longer valid one year after the delivery of the goods supplied.

CLAIMS

Only claims reaching us by written communication within 30 days after invoicing date will be taken into consideration.

CUSTOMER SERVICE

Our technical and commercial departments are available to the customers to provide any information on the characteristics and the application fields of our products.

Banks Information

For transfers to

ELYSEE IRRIGATION LTD

please note the following bank details

Account No. For EUR

EUROBANK CYPRUS LTD

Engomi Branch, Nicosia, CYPRUS

IBAN No. CY38 0180 0008 0000 3001 0001 0243

SWIFT ERBKCY2N

Account No. For USD

BANK OF CYPRUS

Branch: Corporate Banking Centre (0199)

IBAN No. CY66002001950000357008480724

SWIFT BCYPCY2N



For transfers to

ELYSEE PIPING SYSTEMS LIMITED

please note the following bank details

Account No. for GBP

Sort Code: 20-69-15

Account Number: 33989739

IBAN: GB90 BARC 2069 1533 9897 39

SWIFT: BARCGB22

Account No. for EUR

Sort Code: 20-69-15

Account Number: 42081255

IBAN: GB27 BARC 2069 1542 0812 55

SWIFT: BARCGB22



Website: www.elysee.com.cy

Email: elysee@elysee.com.cy

