



4.1 Carbon Footprint

2023

Introduction




This report is part of the Elysée's Strategy / Pillar 4 / Green Elysée, subdivided into the following categories:

- **4.1 Carbon Footprint**
- 4.2 Green Energy
- 4.3 Zero Waste
- 4.4 Circular Economy
- 4.5 Green Circular products and Technologies for Circularity
- 4.6 Green Policy & Certification


The scope of this report is to provide the latest assessment on current Greenhouse Gas (GHG) emissions in comparison with past emission levels. As this is the **forth report** published by the company Elysée, the focus relies on the assessment of the greenhouses gases emissions for 2023 and the comparison of the results with those of the past years. The report layout and emissions categorization has been developed according to CYS EN ISO 14064-1:2019 standard.

This report was prepared by Isotech Ltd, Environmental Research and Consultancy. It has been assigned by the Management of Elysée, with the aim of investigating the GHG emissions related to the operations of the company and a plan for future actions.

Strategy




Long Term Goals




4.1.1 Measure company's carbon footprint



4.1.2 Implement GHG Emissions reduction initiatives



4.1.3 Invest in Carbon removal schemes



4.1.4 Certified Company's and products' environmental footprint

Boundaries

Organizational Boundaries

Elysée accounts for the GHG emissions and removals from all facilities over which it has operational control. These facilities include the factory, building facilities and sales stores.

Reporting Boundaries

Direct GHG Emissions

The term direct GHG emissions stands for Greenhouse Gases released into the atmosphere from a process owned or controlled by the company. The direct GHG emissions are calculated separately, where possible, for CO₂, CH₄, N₂O, NF₃, SF₆, HFCs and PFCs emissions in tonnes of CO_{2eq}.

Indirect GHG Emissions

The term indirect GHG emissions stands for the GHG emission that is a consequence of the company's operations and activities but occurs from GHG sources that are not owned or controlled by the organization.

For the purpose of this report the production and transportation of raw materials has been excluded from the calculation in order to allow fair comparison between the activities of which the company has control over and can influence the emission's total.

If requested the calculations can be separately provided.

Factory and on-site office building	
Departments	
Injection	Maintenance
PVC	Accounting
PE	Human Resources
Assembly	Health & Safety
Logistics & Warehouse	Sales
Workshop	Management
Quality Control	Research & Development
Stores	
Strovolos	Larnaca
Frenaros	Ergates
Paphos	Limassol



4.1.1 Measure company's carbon footprint

GOALS

- 25% increased emissions "savings" from PV
- 1% reduction of emissions from mobile combustion
- Additional categories incorporated into carbon footprint calculation

ACHIEVEMENTS

2023

- 21,75% increased emissions "savings" from PV¹
- 0.39% reduced specific emissions from mobile combustion
- Categories and calculations for Product End of Life management, Capital Goods and Packaging Materials production and shipping have been incorporated in the calculation.

2024

- 20% increased emissions "savings" from PV

¹Solar Panel use is currently under regulatory restrictions and the installed capacity can not be fully absorbed by the company

Results Overview

Total Emissions
2023

4411 tCO₂

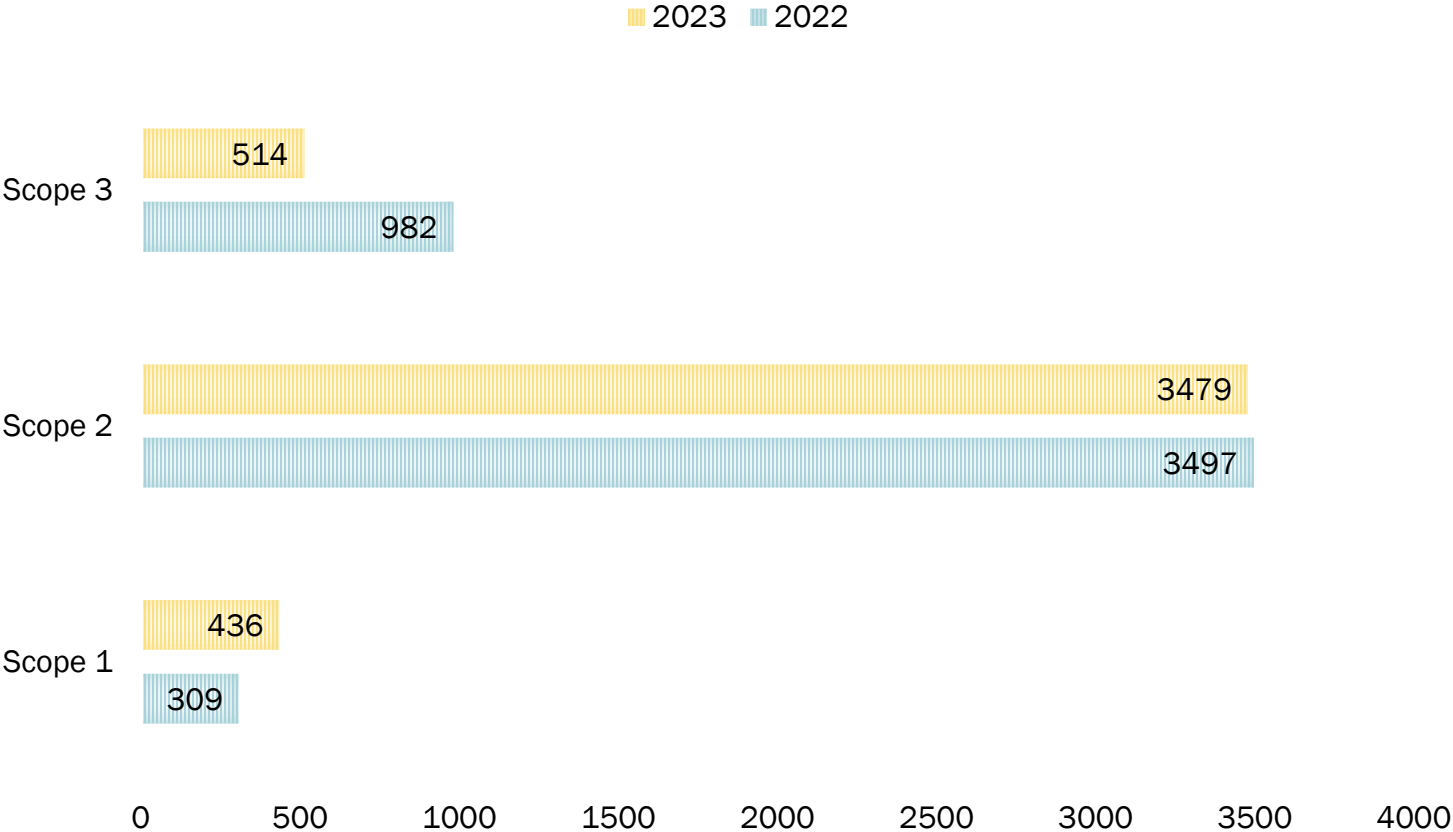
Specific CO_{2eq}
emissions per kg of
material used

0.59 kgCO₂/kg

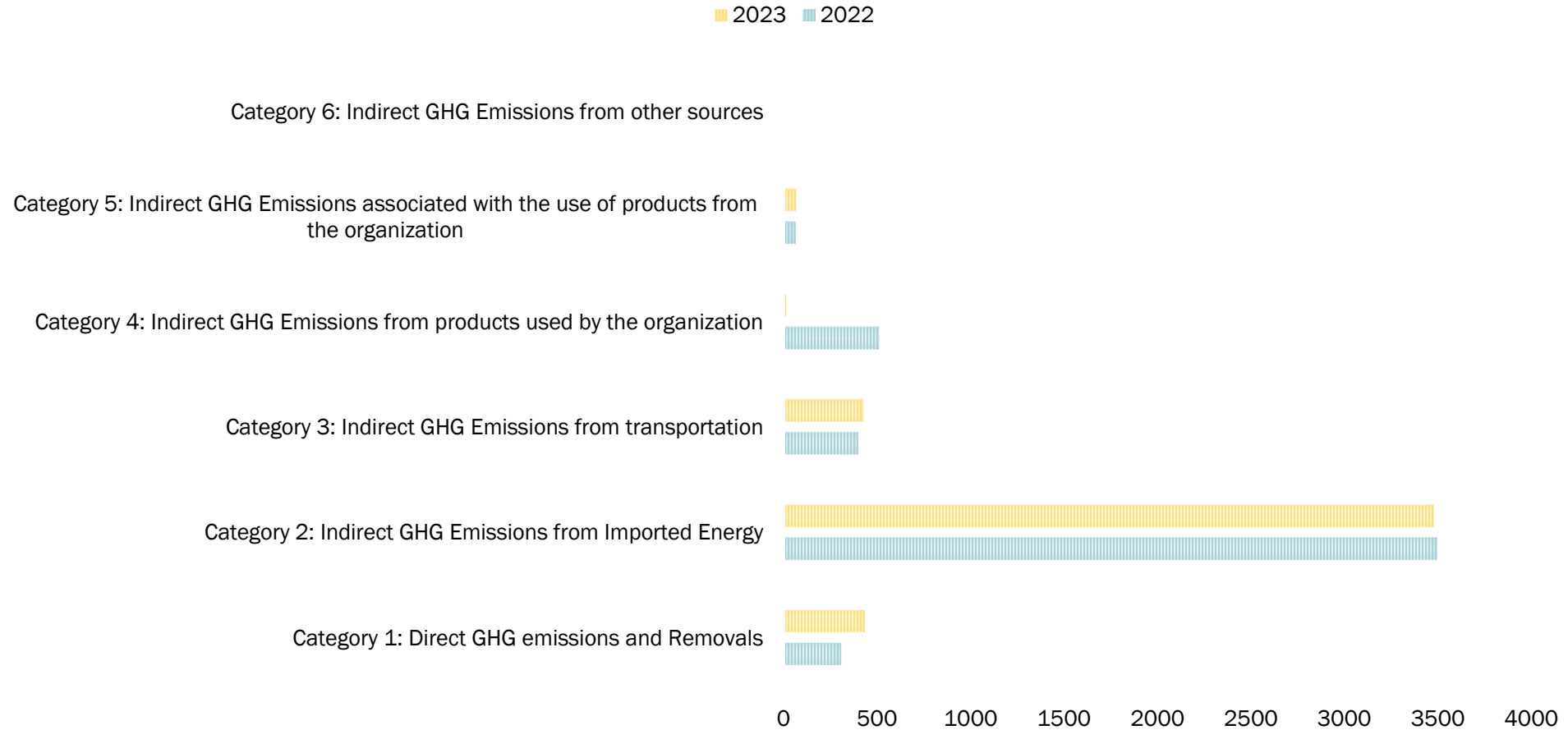


- + 3.5% increased production
- 7.9% reduction of absolute emissions
- 11.1% reduction of specific emissions

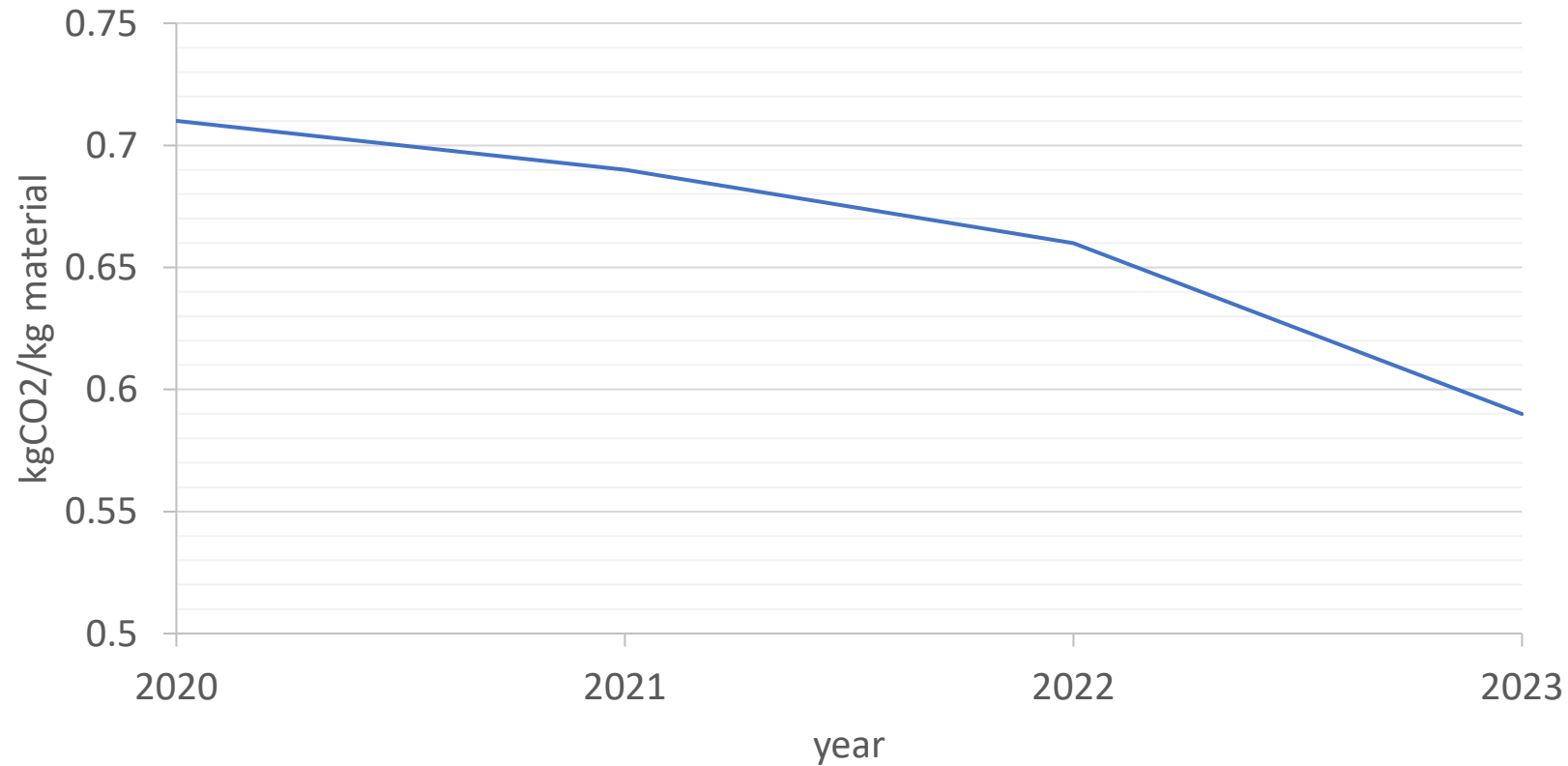
Emissions by Scope



Emissions by ISO 14064-1 Category




Specific Emissions

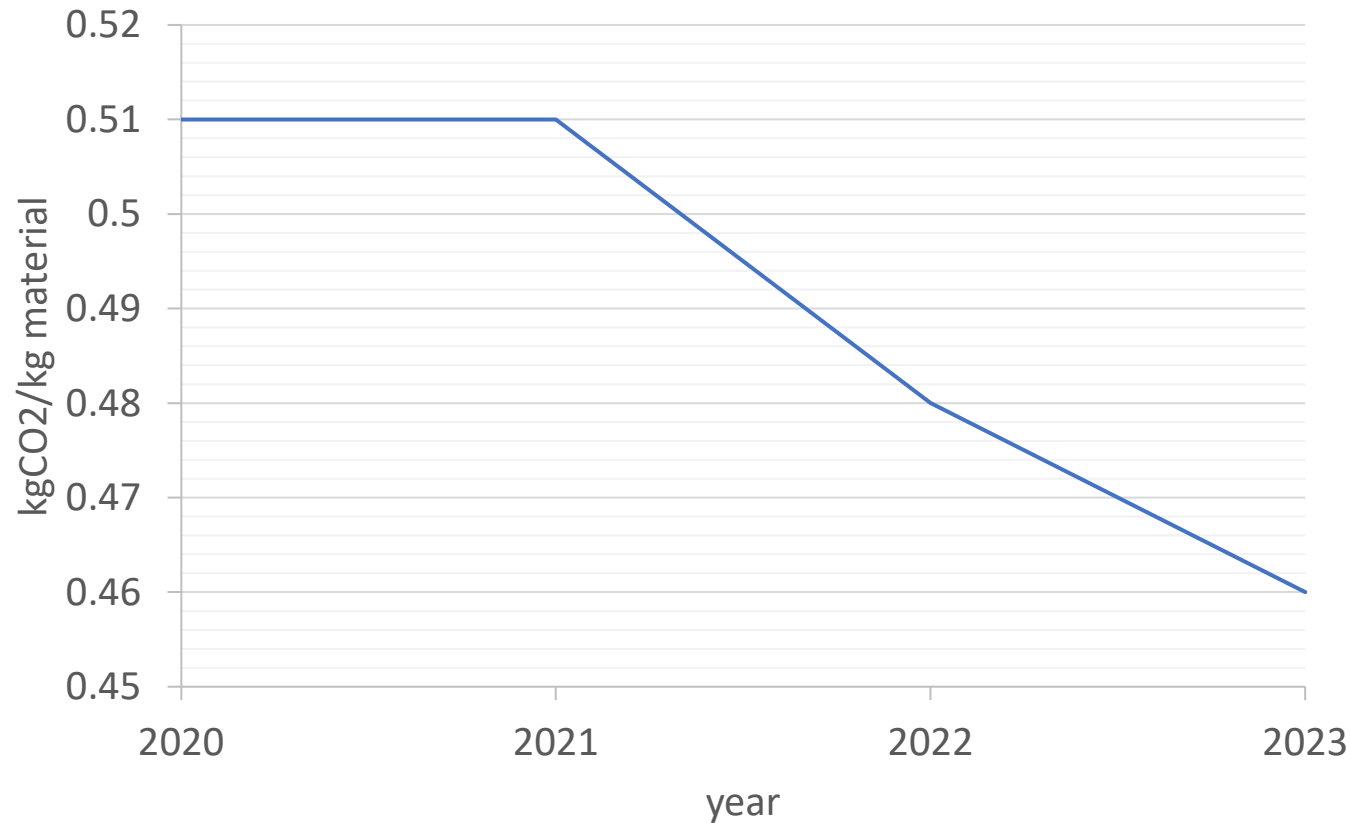


Specific Emissions

2020: 0.71 kgCO_{2eq}/kg material
2021: 0.69 kgCO_{2eq}/kg material
2022: 0.66 kgCO_{2eq}/kg material
2023: 0.59 kgCO_{2eq}/kg material



Specific Electricity Emissions



Electricity Specific Emissions

2020: 0.51 kgCO_{2eq}/kg material
2021: 0.51 kgCO_{2eq}/kg material
2022: 0.48 kgCO_{2eq}/kg material
2023: 0.46 kgCO_{2eq}/kg material



4.1.2 Implement GHG Emissions reduction initiatives

GOALS

ACHIEVEMENTS

2023

- 25% increased emissions "savings" from PV (see report 4.2).
- Purchase second electric car.

- 21,75% increased emissions "savings" from PV
- Second electric car purchased.

2024

- Purchase third electric car.



4.1.3 Invest in Carbon removal schemes

GOALS

ACHIEVEMENTS

2023

- Sequestrate 1.0 tCO_{2eq}
- Develop National Guideline for the calculation of CO₂ sequestration per tree
- 1.79 tCO_{2eq} sequestered from trees plant
- List of trees and equations finalized.

2024

- Sequestrate 2.5 tCO_{2eq}
- Finalize the National Guideline for the calculation of CO₂ sequestration per tree



4.1.4 Certified Company's and products' environmental footprint

GOALS

ACHIEVEMENTS

2023

- Certification of production GHG Emissions (ISO14064-1)
- GHG Emissions verified according to ISO 14064-1 in June 2023.

2024

- Measure CO_{2eq} for product
- Preparation work on product CO_{2eq} emissions certification
- Label with CO_{2eq} emissions on product



Streaming Water. Streaming Life!



Elysee Irrigation Ltd

Head Office & Factory

5 Pentadaktylou street, 2643 Ergates Industrial Zone, Nicosia Cyprus

Tel: +357 22455000, Fax: +35722455055

www.elysee.com.cy

Prepared by:



ISOTECH LTD, Environmental Research and Consultancy

95 Kerinias Avn, Plati Aglatzias, 2113 Nicosia, Cyprus

Tel: +35722452727, Fax: +35722458486

www.Isotech.com.cy